

1/2" Linear LED luminaire

DESCRIPTION

The GRIDLINE™ is a perimeter fixture for a standard 2x2 ceiling grid. It provides stylish illumination for office and hospitality settings.

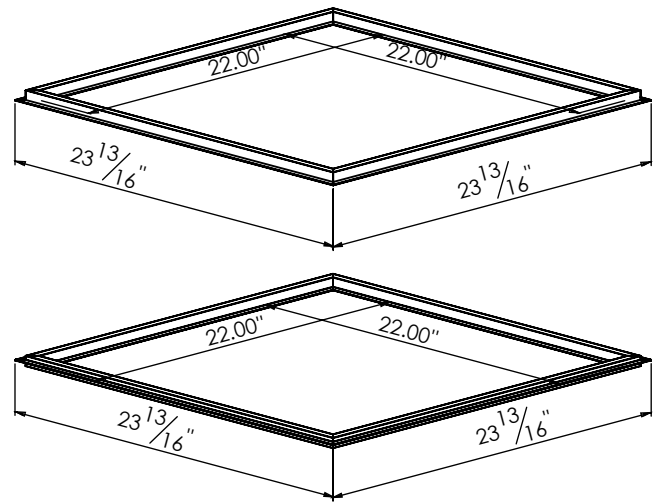

SPECIFICATIONS

- Watts: 36W
- Input Volts: 120/277 VAC
- Lumens: 2607 lm @4000K
- CRI: ≥90 CRI
- Color consistency: 3-step binning LEDs
- Driver: dimmable using 0-10V, flicker-free, remote mount
- Housing Construction: extruded aluminum
- Cut Tile Dimensions: 21.75" X 21.75"
- Mounting Options: Grid ceiling 9/16" T-bar, 15/16" T-bar, Tegular 9/16", Tegular 15/16", Screw Slot T-bar
- Accessories: Safety/seismic brackets, T-bar driver hanger
- Wires: UL plenum rated wire with male/female connector
- Optics: Diffuse snap-in lens
- Life: > 50,000 hours at 70% lumen maintenance (L70)
- 5 Year Limited Warranty
- Approvals: UL/C-UL listed, Suitable for dry/damp location

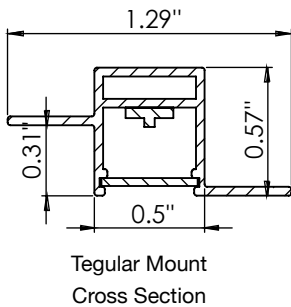
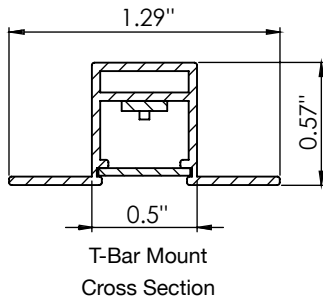


Project Name:

Fixture Type:



DIMENSIONS



For the 30K and 35K, please use the multiplier chart below to calculate the output performance

Color Temp	30K	35K	40K
Multiplier	0.92	0.966	1

COMPATIBLE DIMMERS

Make	Model	Notes
Lutron	Diva - DVSTV	Trim setting on switch should be at highest level

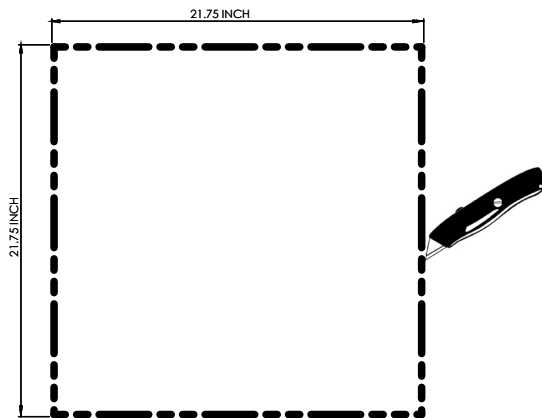
ORDERING CODE

Example: **GDLN-TB-22-36W-90C-30K-WH**

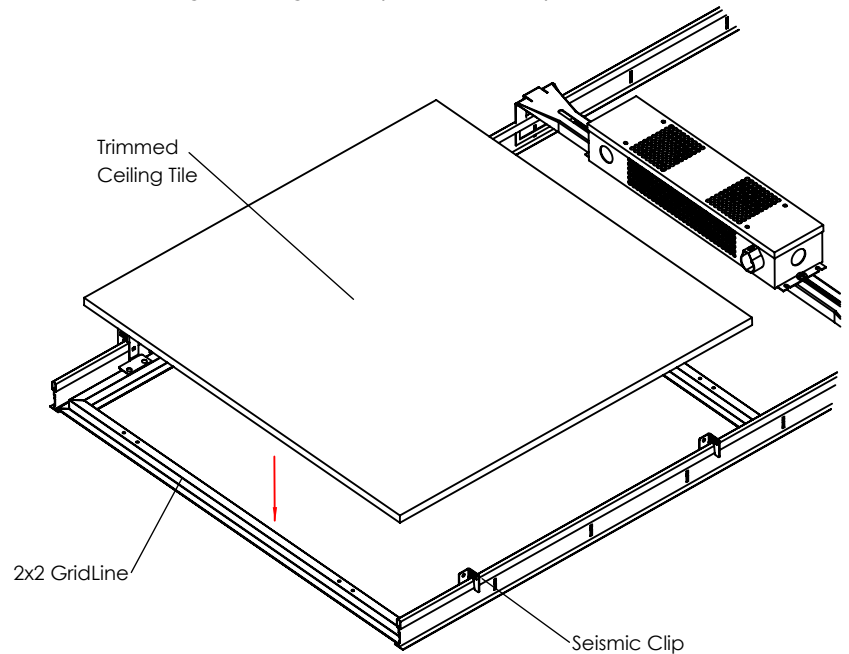
Product	Mounting Type	Dimension	Watts	CRI	Color Temperature	Additional Options
GDLN		22				
GDLN	TB T-bar 9/16"/ T-bar 15/16" TG Tegular 9/16"/ Tegular 15/16"/ Screw slot T-bar	22 2'X2'	36W Custom Watts (Max. 36W, with increment of 1W)	90C 90CRI	30K 3000K 35K 3500K 40K 4000K	EM Emergency Pack

■ GRIDLINE TILE INSTALLATION

1. Cut the ceiling tile to the dimensions shown below

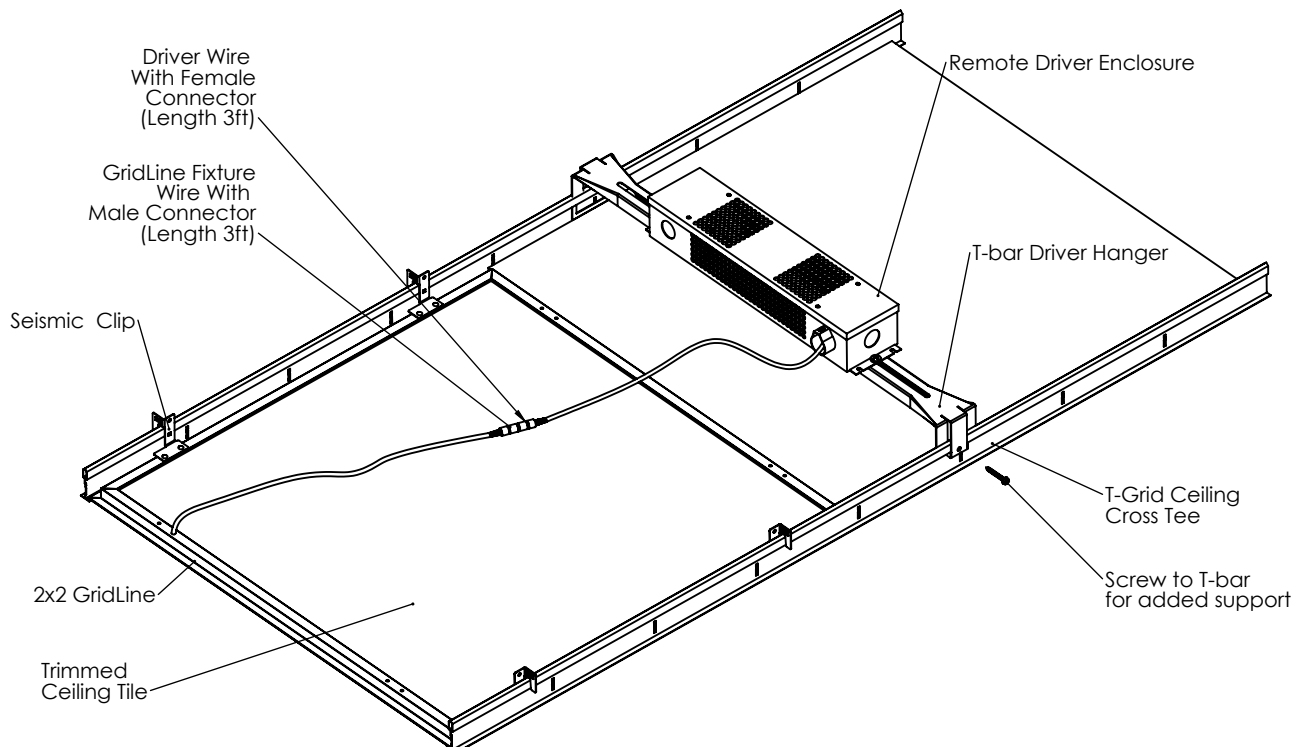


2. After cutting the ceiling tile, drop it in from the top of the GridLine fixture



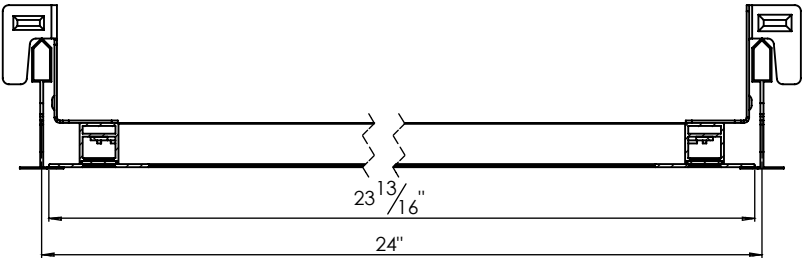
■ DRIVER INSTALLATION

The GridLine Driver is mounted remotely to the T-bar driver hanger. Make sure the driver is installed to **the next T-Grid** of the fixture. After the driver is installed on the T-Grid, connect the provided plenum rated low voltage wire to the fixture wire with male/female connectors.

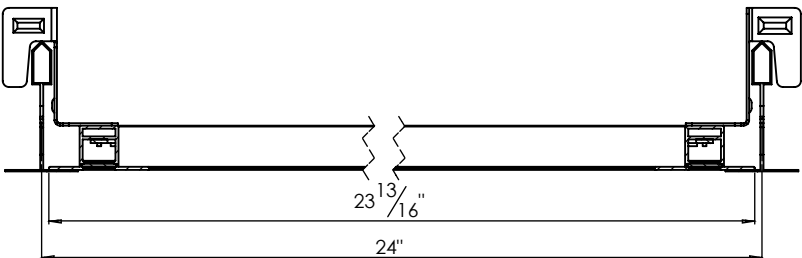


■ MOUNTING OPTIONS

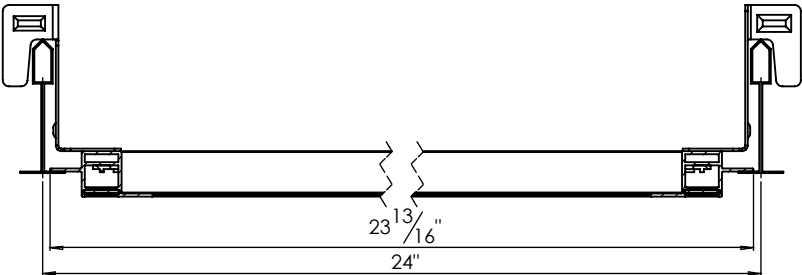
9/16" T-Bar



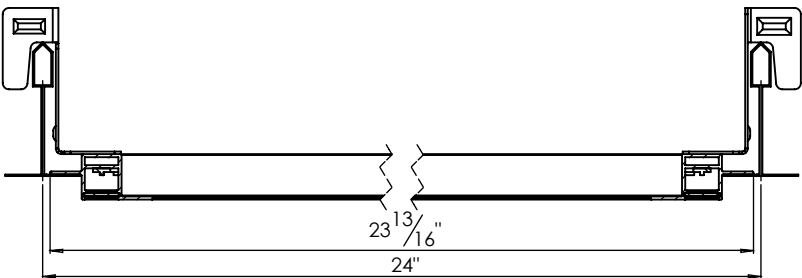
15/16" T-Bar



9/16" T-Tegular



15/16" T-Tegular



Screw Slot T-Bar

