

1/2" Linear LED luminaire

DESCRIPTION

The GRIDLINE™ is a perimeter fixture for a standard 2x2 ceiling grid. It provides stylish illumination for office and hospitality settings.


SPECIFICATIONS

- Watts: 36W
- Input Volts: 120/277 VAC
- Lumens: 2607 lm @4000K
- CRI: ≥90 CRI
- Color consistency: 3-step binning LEDs
- Driver: dimmable using 0-10V, flicker-free, remote mount
- Housing Construction: extruded aluminum
- Cut Tile Dimensions: 21.75" X 21.75"
- Mounting Options: Grid ceiling 9/16" T-bar, 15/16" T-bar, Tegular 9/16", Tegular 15/16", Screw Slot T-bar
- Accessories: Safety/seismic brackets, T-bar driver hanger
- Wires: UL plenum rated wire with male/female connector
- Optics: Diffuse snap-in lens
- Life: > 50,000 hours at 70% lumen maintenance (L70)
- 5 Year Limited Warranty
- Approvals: UL/C-UL listed, Suitable for dry/damp location

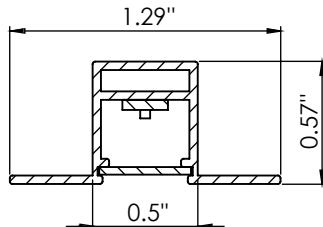


Project Name: _____

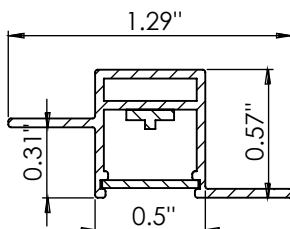
Fixture Type: _____



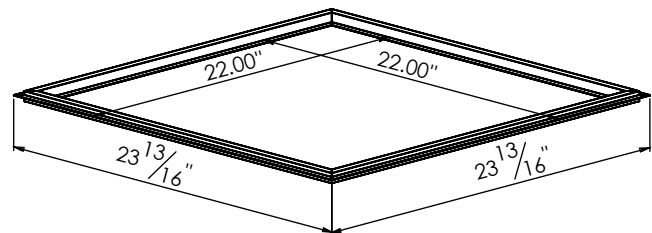
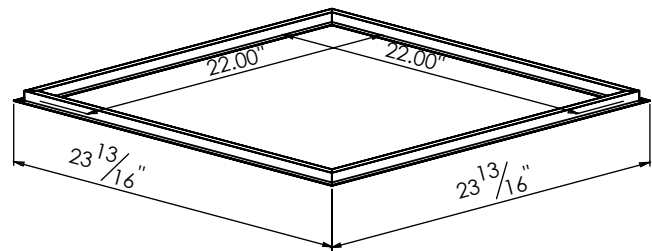
DIMENSION



T-Bar Mount
Cross Section



Tegular Mount
Cross Section



For the 30K and 35K, please use the multiplier chart below to calculate the output performance

Color Temp	30K	35K	40K
Multiplier	0.92	0.966	1

COMPATIBLE DIMMERS

Make	Model	Notes
Lutron	Diva - DVSTV	Trim setting on switch should be at highest level

ORDERING CODE

Example: GDLN-TB-22-36W-90C-30K-WH

Product	Mounting Type	Dimension	Watts	CRI	Color Temperature	Finish
GDLN Gridline Linear LED	TB T-bar 9/16"/ T-bar 15/16" TG Tegular 9/16"/ Tegular 15/16"/ Screw slot T-bar	22 2'X2'	36W Custom Watts (Max. 36W, with increment of 1W)	90C 90CRI	30K 3000K 35K 3500K 40K 4000K	WH White BK Black

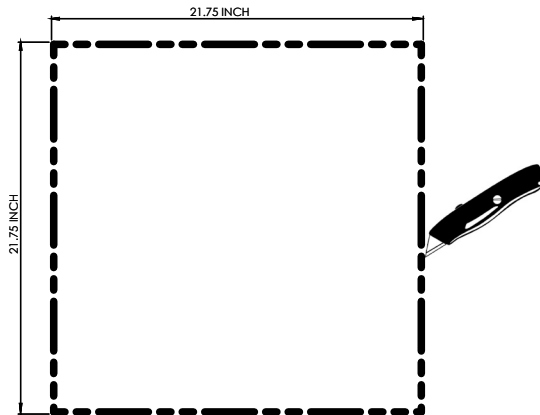
1/2" Linear LED luminaire

Project Name:

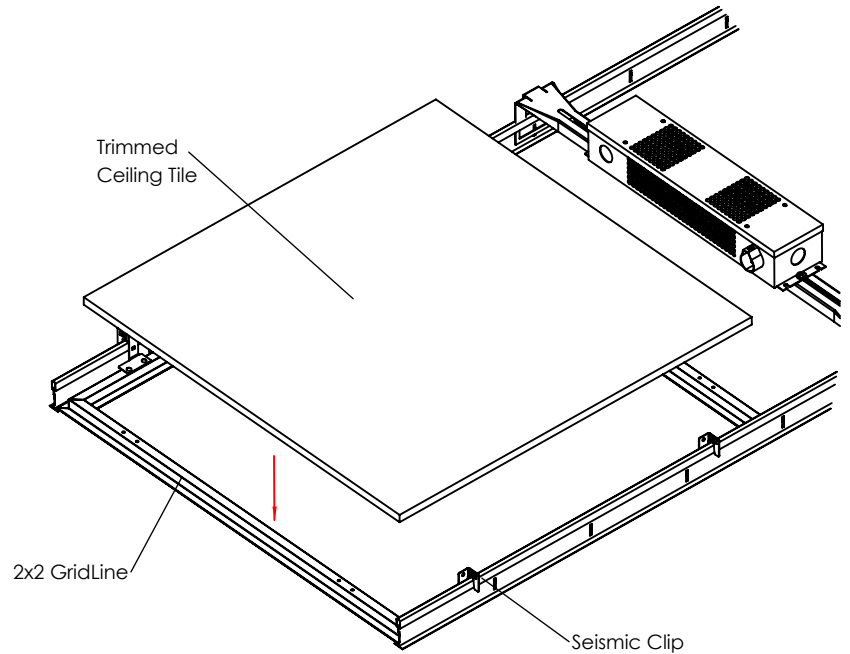
Fixture Type:

■ GRIDLINE TILE INSTALLATION

1. Cut the ceiling tile to the dimensions shown below

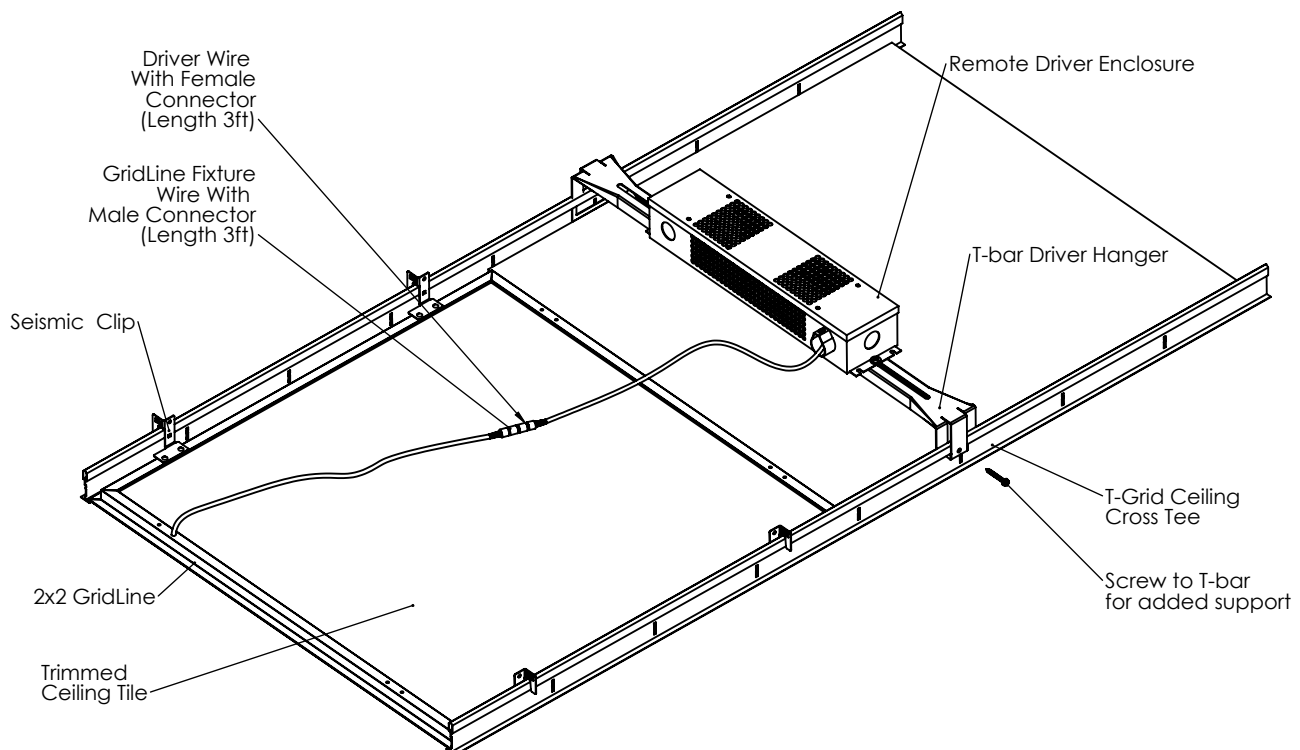


2. After cutting the ceiling tile, drop it in from the top of the GridLine fixture



■ DRIVER INSTALLATION

The GridLine Driver is mounted remotely to the T-bar driver hanger. Make sure the driver is installed to **the next T-Grid** of the fixture. After the driver is installed on the T-Grid, connect the provided plenum rated low voltage wire to the fixture wire with male/female connectors.



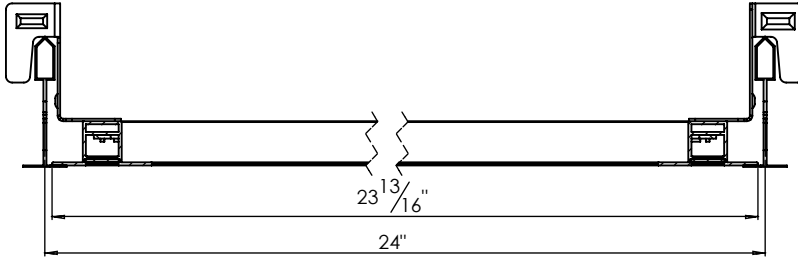
1/2" Linear LED luminaire

■ MOUNTING OPTIONS

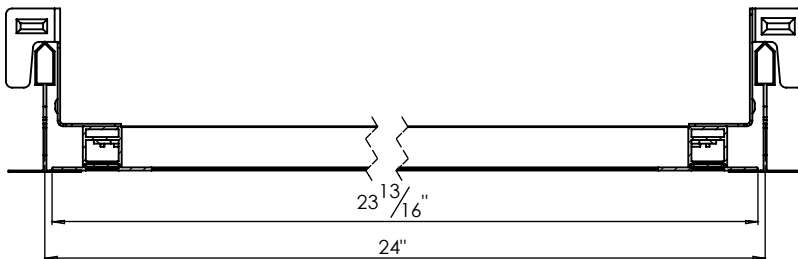
Project Name:

Fixture Type:

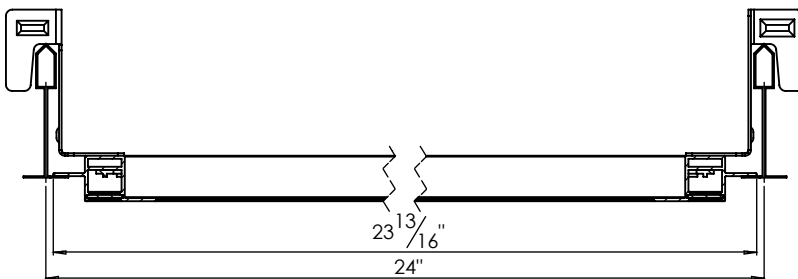
9/16" T-Bar



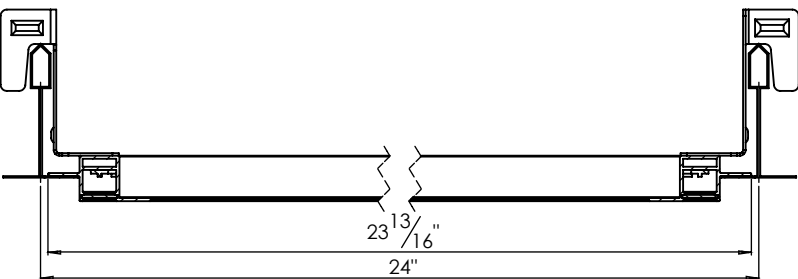
15/16" T-Bar



9/16" T-Tegular



15/16" T-Tegular



Screw Slot T-Bar

