

# Sidewind Max

## LED TAPE LIGHT

### DESCRIPTION

Sidewind Max provides a smooth illuminated surface that can be bent in the XY Plane. It allows for many applications with round surfaces such as in round or circular coves. It has a flexible and durable protection layer that is water proof, flame, saltwater, and UV resistant. The accessories for this product allow for quick and easy installation without the need for a channel.


### SPECIFICATIONS

- Voltage: 24V
- Watts per foot: 5 W/ft
- Lumens per foot: 437.5 lm/ft (3000K)\*
- Dimmable using dimmable driver
- Ambient Temperature: -4°F ~ +140°F
- Humidity: <70% R
- Protection: IP67, IP68 Outdoor rated
- Fire-retardant, UV Resistant, Saltwater Resistant
- 114° beam angle
- Minimum Bending Diameter: 4.73in
- 50,000 Hours Lamp Life
- Max Run: 16.40 ft
- 90+ CRI
- UL Listed for US and Canada
- 5 Year Warranty
- Specifiable to 1.97"
- Not Field Cuttable

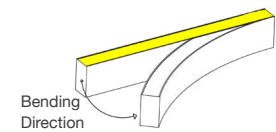
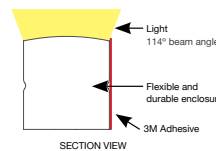
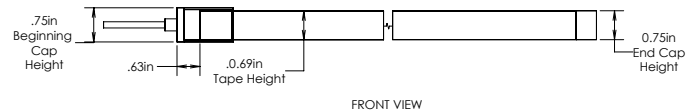
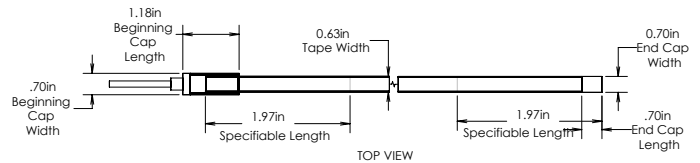


Project Name:

Fixture Type:



### DIMENSIONS



### LUMEN OUTPUT PERFORMANCE

Color Temp	Lumens/ft
2400K	350
2700K	400
3000K	427.5
4000K	450

\*estimated value

### ORDERING CODE

Example: SDWM-16'-24V-90C-40K

Product	Spool Length	Volts	CRI	Color Temperature	Feed Options(Beginning)	Jumper Options
<b>SDWM</b>	ft in Custom Length  Specifiable length: every 3.94in Not field cuttable	<b>24V</b> - 24 Volts	<b>90C</b> ≥ 90CRI	<b>24K</b> 2400K <b>27K</b> 2700K <b>30K</b> 3000K <b>40K</b> 4000K	<b>BGCT</b> Beginning Connector <b>BSCT</b> Beginning Side Connector <b>BBCT</b> Beginning Bottom Connector	<b>JPCN</b> Jumper Connector <b>JBCN</b> Jumper Bottom Connector <b>SPCN</b> Splice Connector
					*See WIRING OPTIONS for details	*See WIRING OPTIONS for details

### COMPATIBLE TAPE LIGHT DRIVERS

<p>Lutron Dimming Drivers</p> <p>LA &amp; LP Series</p>	<p>Wet Location 0-10V Dimmable Drivers</p> <p>ZO Series</p>	<p>Magnetic Dimming Drivers</p> <p>MG Series</p>	<p>Wet Location Non-Dimming Drivers</p> <p>NN Series</p>	<p>Plug-In Drivers</p> <p>PI Series</p>
---	---	--	--	---

Click [here](#) for a more detailed driver overview.

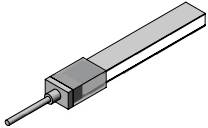
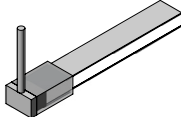
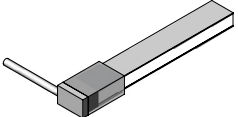
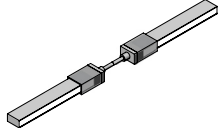
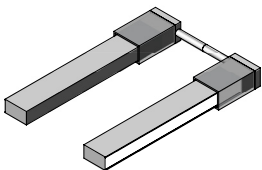
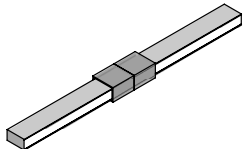
# Sidewind Max

LED TAPE LIGHT

Project Name:

Fixture Type:

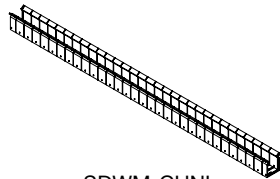
## ■ WIRING OPTIONS

First Run	Wire Length	<b>BGCT</b> Beginning Connector 	<b>BSCT</b> Beginning Side Connector 	<b>BBCT</b> Beginning Bottom Connector 
Connection (within max run of tape light)	Wire Length (Only for Jumper cable)	<b>JPCN</b> Jumper Connector 	<b>JBCN</b> Jumper Bottom Connector 	<b>SPCT</b> Splice Connector 

## ■ MOUNTING OPTIONS



SDWM-CLIP/SCRW



SDWM-CHNL