

Rotatable LED Lighting Fixture

Project Name:


Fixture Type:

DESCRIPTION


The TOOB is a rotatable LED that lights up both your ceilings and walls. It is available with both diffused lens as well as louvre lenses, allowing you to attain your desired illumination pattern without the unwanted glare. The TOOB offers a variety of accessories as well as sizes allowing for a number of configuration options including 3-Dimensional installations!

SPECIFICATIONS

- Materials:** Aluminum/Steel/Iron/Plastic
- Power:** 14 Watt/ft
- Power Supply:** 24V
- CRI:** 90
- Lumens Per Foot:** 881lm/ft (@ 30K using Louvre Lens)
- Adjustable:** 359°
- Length Options:** 12in-64in.
- Dimmable with Dimmable Driver
- Warranty:** 5 Years
- ETL Listed



DIMENSIONS



*While TOOB with DLNS is depicted here, this diameter is the same for all TOOB fixtures. See page 4 for more dimensions.

ORDERING CODE

Example: **TOOB-PM-LOUV-ST-21-24W-24V-90C-30K-TF5RAB36-BK-MG**

Product	Mounting	Lens	Type	Segment Length-Wattage	Voltage	CRI	Color Temperature
TOOB					24V	90C	
TOOB- Toob	PM-Pendant Mount	DLNS- Diffused Lens LOUV -Louvre TRCK- Track with Track Head BLNK- Blank TOOB	ST - Straight AS- Arc Segment* Note: The Arc Segment is available in a set radius of 23 in.	12-14W 12inch-14 Watts 21-24W 21inch-24 Watts 26-29W 26inch-29 Watts 38-43W 38inch-43 Watts 43-48W 43inch-48 Watts 64-72W 64inch-72 Watts *Wattage values do not apply to the Blank TOOB since it is not powered. Length values still apply	24V-24V	90C 90CRI	30K 3000K 40K 4000K


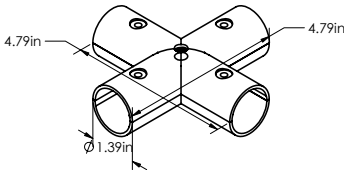

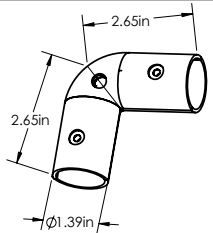

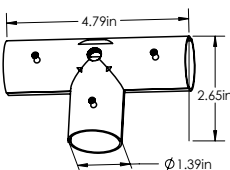

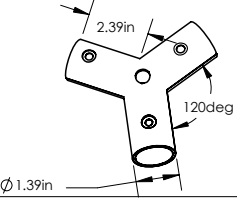

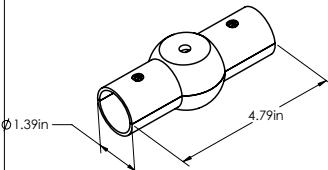

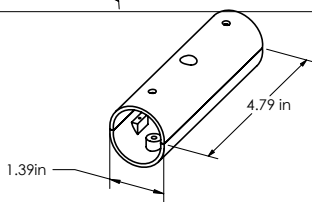

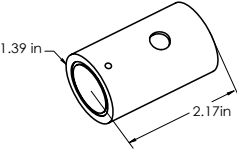
Pendant	Housing Finish	Drivers*
	BK	
TF5RAB36 - Toob Feed 5" (Black) Round Canopy with 36 inches Aircraft Cable (Default) TF5RAW36 - Toob Feed 5" (White) Round Canopy with 36 inches Aircraft Cable	BK - Black Powder Coated (Default)	MG (1% Magnetic Dimming) ZO (1% 0-10V Dimming) NN Non Dimming L3 Lutron Hi-lume 1% 3-wire/ EcoSystem (40W max.) LP Lutron Hi-lume Premier 0.1% FadeToBlack EcoSystem/3-wire *Drivers are remotely mounted

Rotatable LED Lighting Fixture

Project Name:

Fixture Type:

TOOB ACCESSORIES

Product	Image	Dimensions	Purpose	Quantity
CNCT-PLUS			Plus connector to connect four TOOB fixtures	
CNCT-L			L connector to connect two TOOB fixtures in an "L" shape	
CNCT-T			T connector to connect the TOOB fixtures in a "T" shape	
CNCT-Y			Y connector to connect three TOOB fixtures in a "Y" shape	
CNCT-AD			AD connector to connect two TOOB fixtures at an angle	
CNCT-I			I connector to connect two TOOB fixtures in a straight line	
CNCT-EDCP			Endcap to be attached to an open end of the TOOB fixture	


Note: Choose up to two accessories per TOOB segment.

Rotatable LED Lighting Fixture

Project Name:

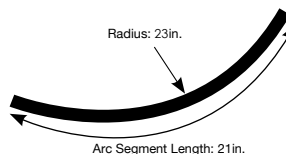
Fixture Type:

■ TYPES OF TOOB CHANNELS



Straight

Order Info: Length
Sample Order Code:
TOOB-PM-DLNS-**ST**-12-14W-24V-90C-30K



Arc Segment

Order Info: Length
Sample Order Code:
TOOB-PM-DLNS-**AS**-21-24W-24V-90C-30K


Note: Since all Arc segments have a set radius of 23 in. there is no need to specify radius in the ordering code.

■ LENS OPTIONS

TOOB-DIFFUSED



TOOB-LOUVRE



TOOB-TRACK WITH TRACK HEAD



TOOB-BLANK

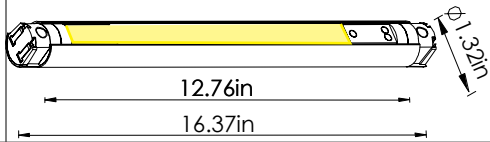

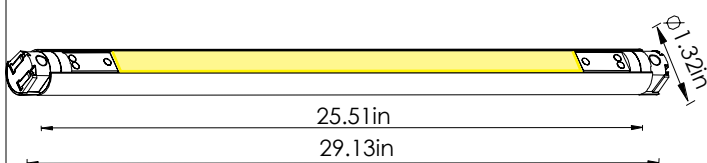
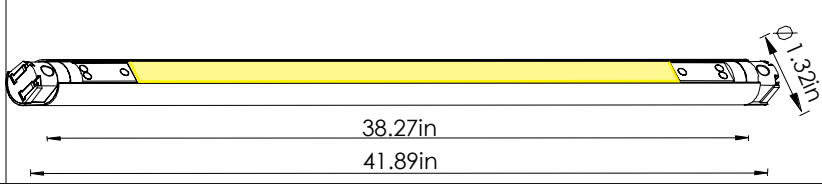




Rotatable LED Lighting Fixture

Project Name:

Fixture Type:

■ PRODUCT LENGTH OPTIONS*

Product	Dimensions	Watts	
TOOB-PM-DLNS-ST-12-14W-24V-90C-30K	Ø1.32" x12.76" L	14W	
TOOB-PM-DLNS-ST-21-24W-24V-90C-30K	Ø1.32" x21.26" L	24W	
TOOB-PM-DLNS-ST-26-29W-24V-90C-30K	Ø1.32" x25.51" L	29W	
TOOB-PM-DLNS-ST-38-43W-24V-90C-30K	Ø1.32" x38.27" L	43W	
TOOB-PM-DLNS-ST-43-48W-24V-90C-30K	Ø1.32" x42.52" L	48W	
TOOB-PM-DLNS-ST-64-72W-24V-90C-30K	Ø1.32" x63.78" L	72W	

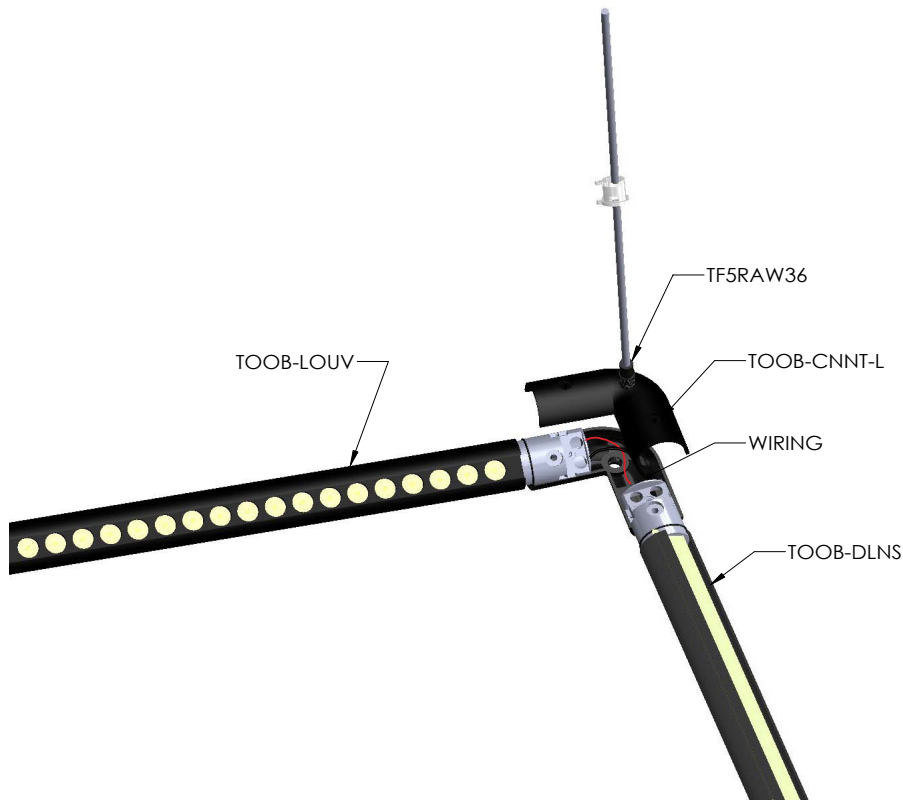
*While TOOB with DLNS is depicted here, all lens options are available in these lengths.

Rotatable LED Lighting Fixture

Project Name:

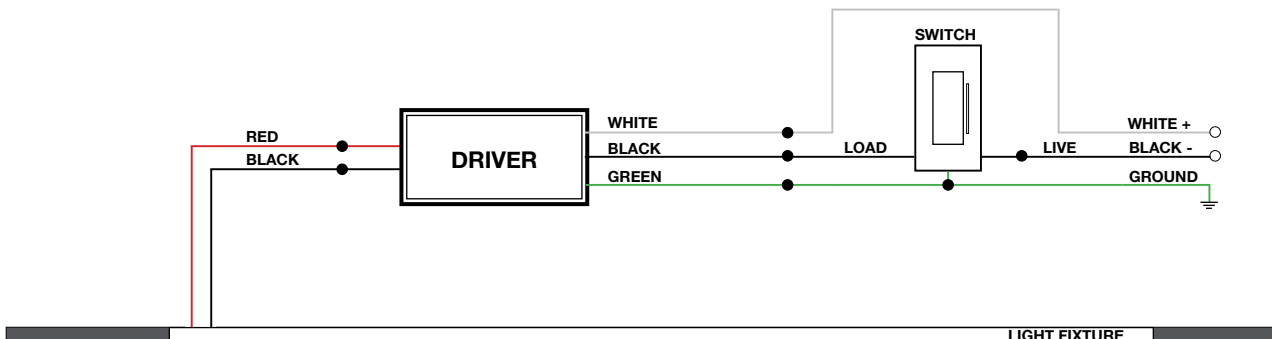
Fixture Type:

■ FIXTURE COMPONENTS



■ WIRING DIAGRAM

Wiring diagram for a typical installation of the light fixture with a compatible driver and switch.

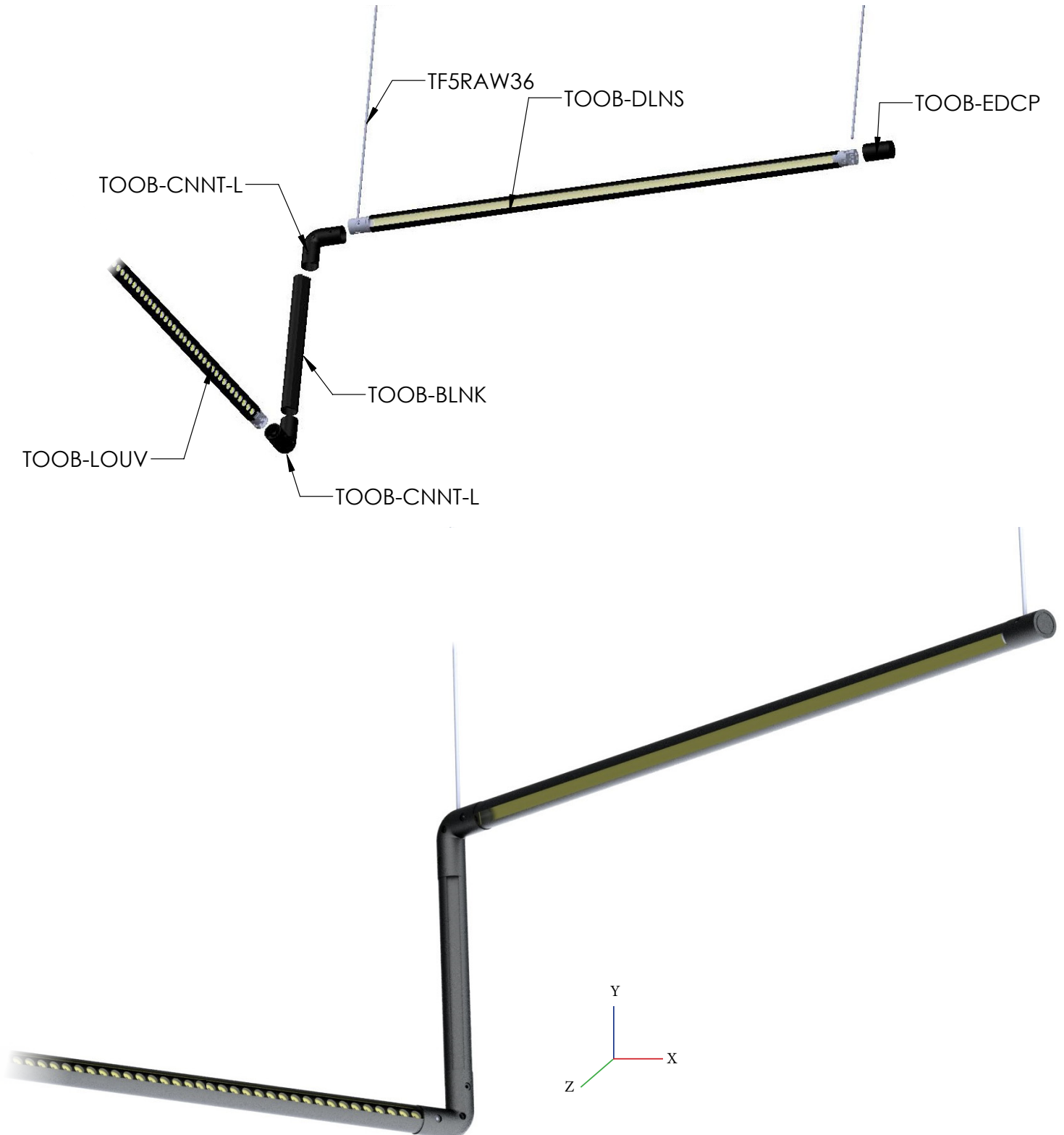


Rotatable LED Lighting Fixture

Project Name:

Fixture Type:

■ XYZ INSTALLATION



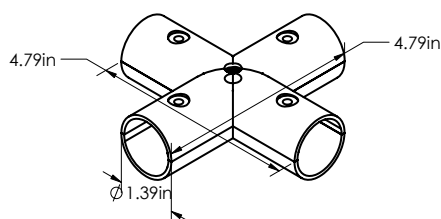
Rotatable LED Lighting Fixture

Project Name:

Fixture Type:

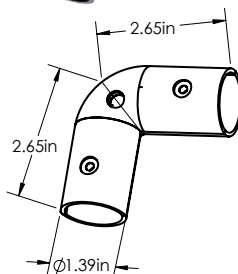
■ ADDITIONAL COMPONENTS

These are certain standard components that comes along with the TOOB® as follows:



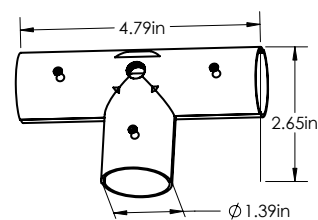
+ Connector

Purpose: To connect four TOOB® fixtures
Part #: **TOOB-CNCT-PLUS**



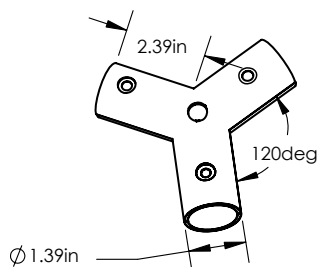
L Connector

Purpose: To connect two TOOB® fixtures
Part #: **TOOB-CNCT-L**



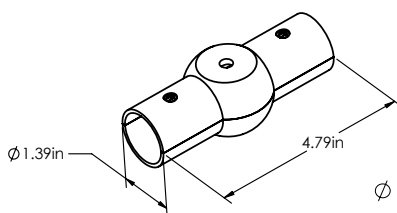
T Connector

Purpose: To connect three TOOB® fixtures in a "T" shape.
Part #: **TOOB-CNCT-T**



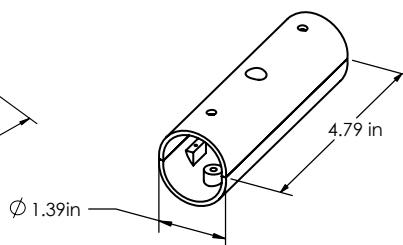
Y Connector

Purpose: To connect three TOOB® fixtures in a "Y" shape.
Part #: **TOOB-CNCT-Y**



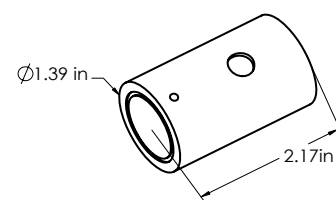
AD Connector

Purpose: To connect two TOOB® fixtures at an angle.
Part #: **TOOB-CNCT-AD**



I Connector

Purpose: To connect two TOOB® fixtures in a straight line.
Part #: **TOOB-CNCT-I**



End Cap

Purpose: To be attached to an open end of the TOOB® fixture.
Part #: **TOOB-EDCP**