

Curved LED Lighting System- Pendant Mount

Project Name:

Fixture Type:

DESCRIPTION

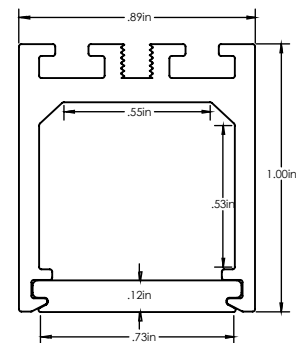
ZENLITE™ Arc1 Pendant Mount is a curved LED Lighting System that can be specified to any curvature of a 30" diameter and above. This fixture can be combined with Arc1 surface and recessed to create one continuous seamless light. ZENLITE™ Arc1 Pendant Mount, along with the rest of the ZENLITE™ series, allows for complete freedom of light design.



SPECIFICATIONS

- Dimensions: 0.89" W x 1" H
- Housing: Anodized Aluminum extrusion cut with high precision equipment with up to 98% reflectivity on the inside.
- Mounting: Pendant Mount
- Optics: Silicone lens with UV surface, continuous run up to 40ft.
- Ambient Temperature: -4°F ~ +113°F
- Dimmable
- IP Protection: IP20
- 50,000 Hours Lamp Life
- CRI ≥ 95
- 5 Year Warranty

DIMENSIONS



ORDERING CODE

Example: **ZNLT-ARC1-PM-AS-14-OC-25A-2HIHE-24V-95C-27K-MG**

Product	Type	Length	Curve Type	Curve Angle	Light Module {Lumens/Foot*} [Watts/ft]
ZLT- ARC1-PM	ST-Straight	XX Length In Feet (Only) ft	Side curve (Default)	XXA Degrees °	2BEAM 2 Beam {248 lm/ft} [5.86Watts/ft] 2HIHE 2 Hi Beam Hi Efficacy {287} * [8.8Watts/ft] 2HRGB** Red/Green/Blue [8.8Watts/ft] 2HRGW** Red/Green/Blue/White*** [11.7Watts/ft]
	AS-Arc segment		OC Outward curve		
	CIR-Full Circle	OR In Inches (Only) In	IC Inward curve		
		OR In Feet & Inches ft In	Note: See chart below for details	Note: Leave blank for straight run, input 360deg for full circle. Use multiple sheets for combi- nation of runs. Mini- mum radius is 15".	* Values with diffused lens only ** 95 CRI does not apply *** Available with 3000K and 4000K Only
		Note: Lengths can be specified down to 0.25 inch. Leave blank for full circle (CIR)			

■ **ORDERING CODE (CONT.)**

Voltage	CRI	Color Temperature	Driver
24V-24V	95C ≥ 95 CRI	27K 2700K 30K 3000K 35K 3500K 40K 4000K	MG (1% Magnetic Dimming) ZO (1% 0-10V Dimming) NN Non Dimming L2 Lutron Hi-lume 1% 2-wire L3 Lutron Hi-lume 1% 3-wire/ Eco system LP Lutron Hi-lume Premier 0.1% Eco System/3-wire

■ **PRODUCTION OPTIONS** (Optional for Lighting designers)

A- Ship channels in 8 feet lengths (Default for lengths greater than 8 feet)

Note: It will exclude any non-45 degree angles required, which must be cut by PreciseLED factory

B- Precut channels to desired lengths (Default for lengths less than 8 feet)

Note: Exact field measurements with drawings must be provided, factory does not take responsibility for field measurement errors.

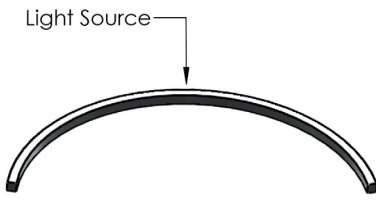
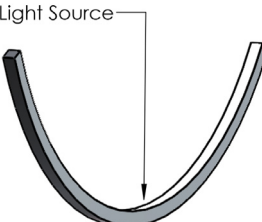
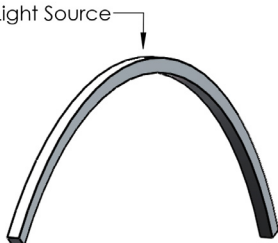
C- Ship fixture preloaded with led module.

Note: This option is only available in lengths ≤ 8 feet

Exact field measurements must be provided, factory does not take responsibility for field measurement errors.

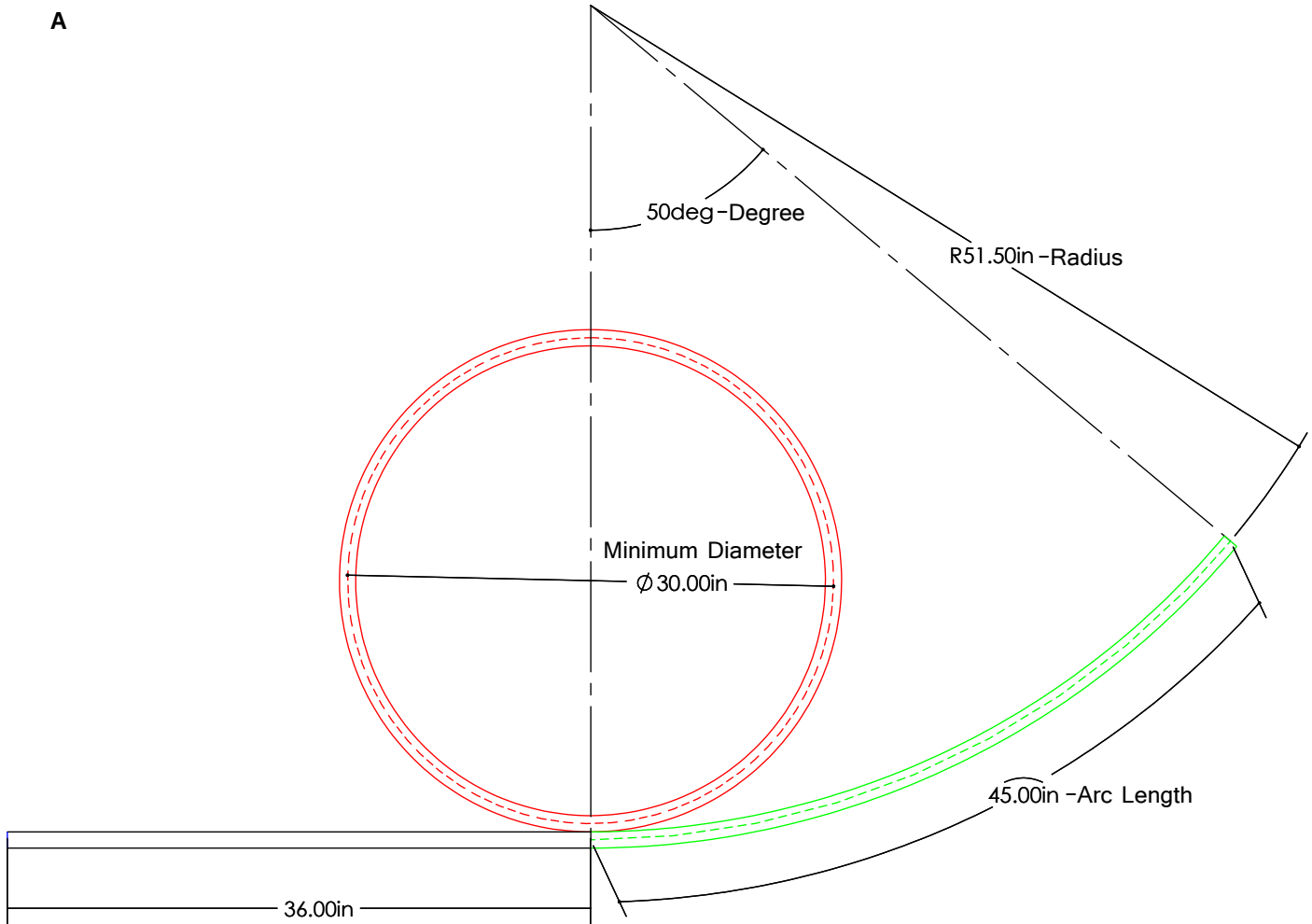
Note: The maximum length of a single channel is 8ft. For runs that are longer than 8ft, multiple 8ft channels need to be join together by means of straight channel connectors. Seamless lenses can be shipped in rolls of lengths up to 40 feet.

■ **CURVE TYPE**

Side Curve (Default)	Inward Curve	Outward Curve
		

Note: Helix or spiral curves are not available

■ Types of Zenlite Arc Channels:



Black: Straight Zenlite Arc
Order info: Length

Red: Full circle of Zenlite Arc
Order info: Radius

Green: Arc Segment of Zenlite Arc
Order info: Radius and Length/
Degree

Sample Order Code:

Black:

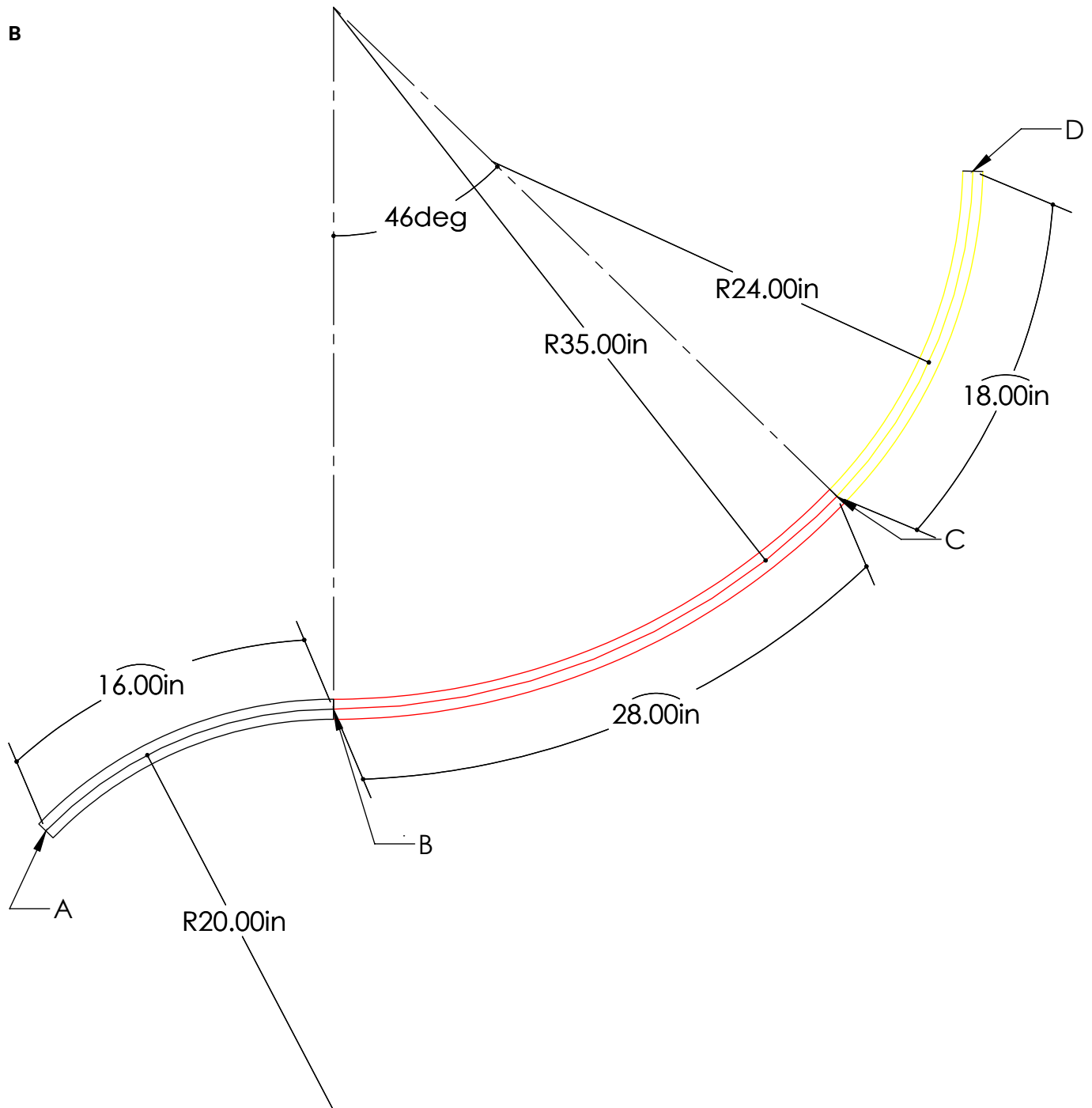
ZNLT-ARC1-PM-ST-36-2HIHE-24V-95C-27K-MG

Red:

ZNLT-ARC1-PM-CIR-15R-2HIHE-24V-95C-27K-MG

Green:

ZNLT-ARC1-PM-AS-45-50D(or51.5R)-2HIHE-24V-95C-27K-MG



**Arcs with different radii should be separated into different segments.
For Example: ArcAD̂ should be divided into ArcAB̂, ArcBĈ and ArcCD̂.**

Sample Order Code:

ZNLT-ARC1-PM-AS-16-20R-2HIHE-24V-95C-27K-MG

ZNLT-ARC1-PM-AS-28-46D(or35R)-2HIHE-24V-95C-27K-MG

ZNLT-ARC1-PM-AS-18-24R-2HIHE-24V-95C-27K-MG