

## Curved LED Lighting System- Surface Mount

Project Name:

Fixture Type:

### DESCRIPTION

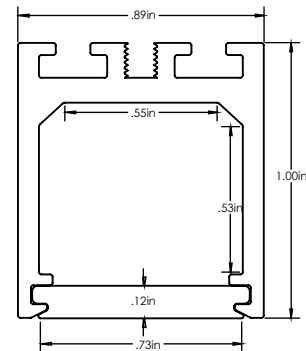
ZENLITE™ Arc1 Surface Mount is a curved LED Lighting System that can be specified to any curvature of a 30" diameter and above. This fixture can be combined with Arc1 Pendant and recessed to create one continuous seamless light. ZENLITE™ Arc1 Surface Mount, along with the rest of the ZENLITE™ series, allows for complete freedom of light design.

### SPECIFICATIONS

- Dimensions: 0.89" W x 1" H
- Housing: Anodized Aluminum extrusion cut with high precision equipment with up to 98% reflectivity on the inside.
- Mounting: Direct Surface Mount
- Optics: Silicone lens with UV surface, continuous run up to 40ft.
- Ambient Temperature: -4°F ~ +113°F
- Dimmable
- IP Protection: IP20
- 50,000 Hours Lamp Life
- CRI ≥ 95
- 5 Year Warranty



### DIMENSIONS



### ORDERING CODE

Example: **ZNLT-ARC1-SM-AS-14-OC-25A-2HIHE-24V-95C-27K-MG**

Product	Type	Length	Curve Type	Curve Angle	Light Module {Lumens/Foot*} [Watts/ft]
ZLT- ARC1-SM	ST-Straight	<b>XX</b> Length In Feet (Only) ft OR In Inches (Only) In OR In Feet & Inches ft In <b>Note:</b> Lengths can be specified down to 0.25 inch. Leave blank for full circle ( <b>CIR</b> )	Side curve (Default)	<b>XXA Degrees</b> °  <b>Or</b> <b>XXR Radius</b> In  <b>Note:</b> Leave blank for straight run, input 360deg for full circle. Use multiple sheets for combination of runs. Minimum radius is 15".	<b>2BEAM</b> 2 Beam {248 lm/ft} [5.86Watts/ft] <b>2HIHE</b> 2 Hi Beam Hi Efficacy {287} *[8.8Watts/ft] <b>2HRGB</b> **2 Red/Green/Blue [8.8Watts/ft] <b>2HRGW</b> **2 Red/Green/Blue/White*** [11.7Watts/ft]
	AS-Arc segment		Outward curve		
	CIR-Full Circle		Inward curve		

■ **ORDERING CODE (CONT.)**

Voltage	CRI	Color Temperature	Driver
24V-24V	95C ≥ 95 CRI	<b>27K</b> 2700K <b>30K</b> 3000K <b>35K</b> 3500K <b>40K</b> 4000K	<b>MG</b> (1% Magnetic Dimming) <b>ZO</b> (1% 0-10V Dimming) <b>NN</b> Non Dimming <b>L2</b> Lutron Hi-lume 1% 2-wire <b>L3</b> Lutron Hi-lume 1% 3-wire/ Eco system <b>LP</b> Lutron Hi-lume Premier 0.1% Eco System/3-wire

■ **PRODUCTION OPTIONS** (Optional for Lighting designers)

**A- Ship channels in 8 foot lengths (Default for lengths greater than 8 feet)**

Note: It will exclude any non-45 degree angles required, which must be cut by PreciseLED factory

**B- Precut channels to desired lengths (Default for lengths less than 8 feet)**

Note: Exact field measurements with drawings must be provided, factory does not take responsibility for field measurement errors.

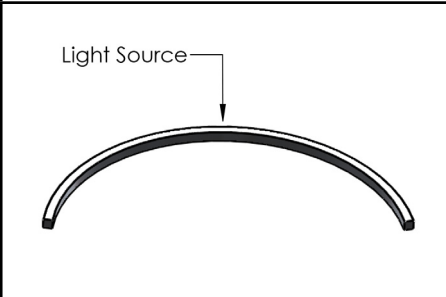
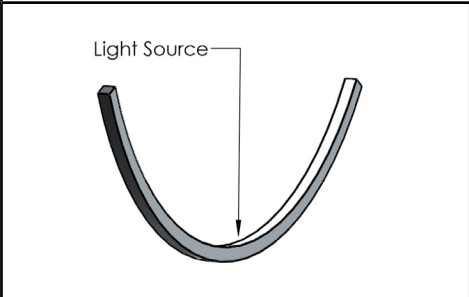
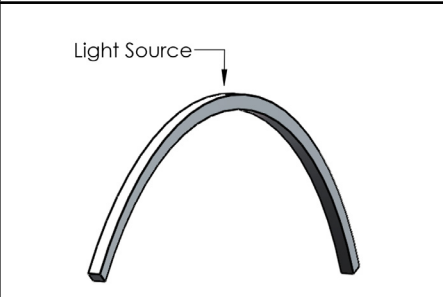
**C- Ship fixture preloaded with led module.**

Note: This option is only available in lengths ≤ 8 feet

Exact field measurements must be provided, factory does not take responsibility for field measurement errors.

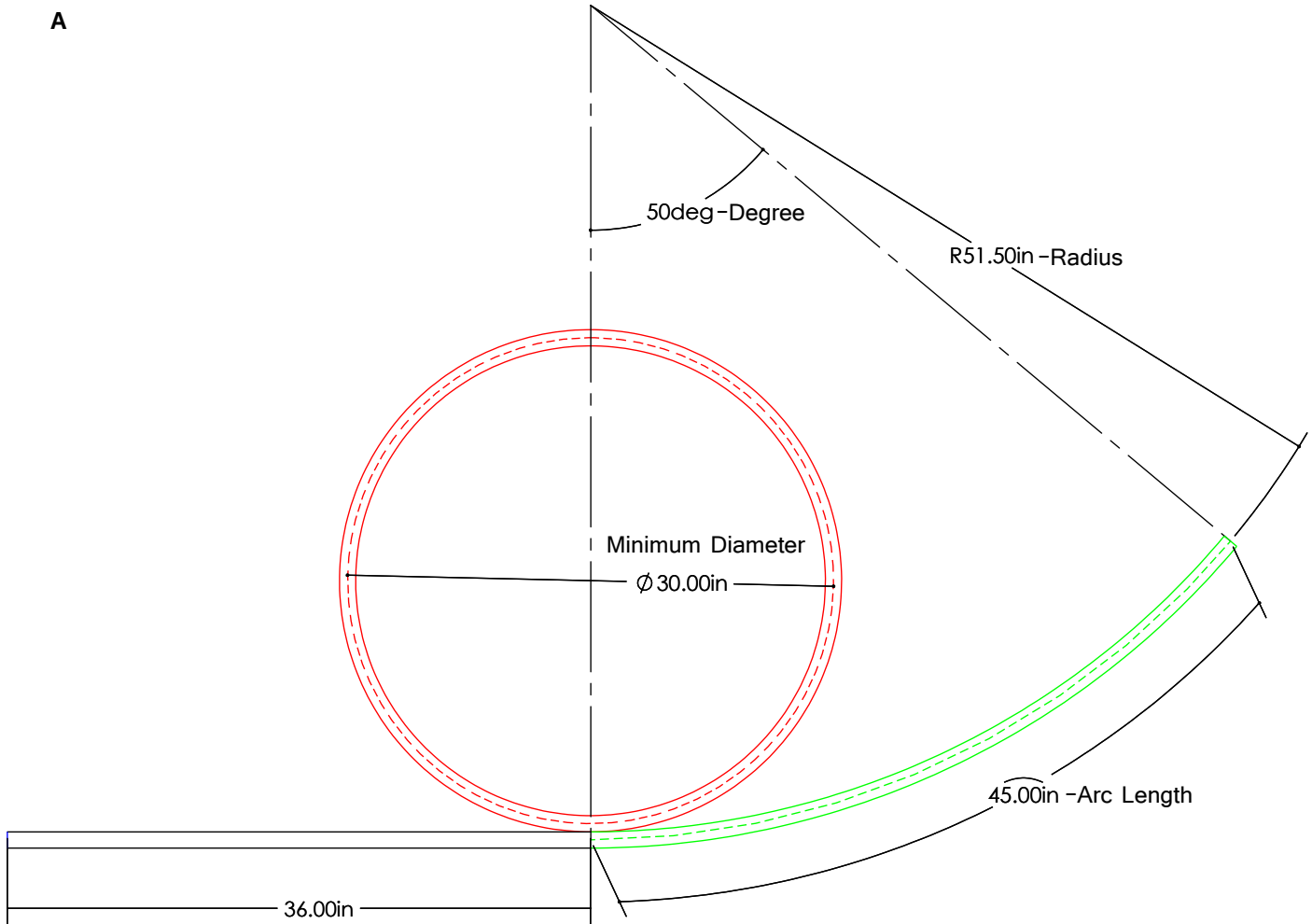
Note: The maximum length of a single channel is 8ft. For runs that are longer than 8ft, multiple 8ft channels need to be join together by means of straight channel connectors. Seamless lenses can be shipped in rolls of lengths up to 40 feet.

■ **CURVE TYPE**

Side Curve (Default)	Inward Curve	Outward Curve
		

Note: Helix or spiral curves are not available

■ Types of Zenlite Arc Channels:



Black: Straight Zenlite Arc  
Order info: Length

Red: Full circle of Zenlite Arc  
Order info: Radius

Green: Arc Segment of Zenlite Arc  
Order info: Radius and Length/  
Degree

Sample Order Code:

Black:

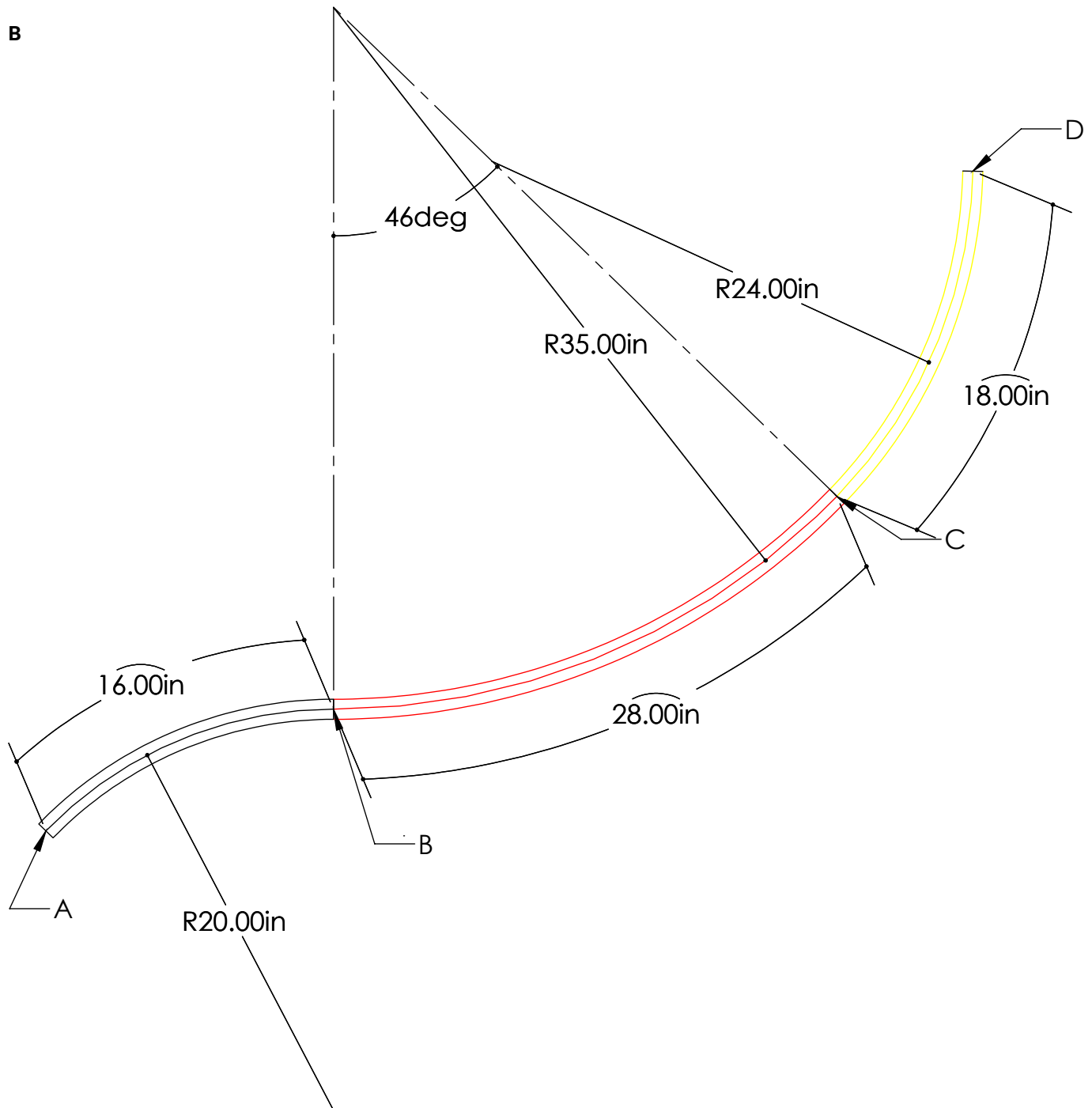
**ZNLT-ARC1-SM-ST-36-2HIHE-24V-95C-27K-MG**

Red:

**ZNLT-ARC1-SM-CIR-15R-2HIHE-24V-95C-27K-MG**

Green:

**ZNLT-ARC1-SM-AS-45-50D(or51.5R)-2HIHE-24V-95C-27K-MG**



**Arcs with different radii should be separated into different segments.  
For Example: ArcAD should be divided into ArcAB, ArcBC and Arc CD.**

Sample Order Code:

**ZNLT-ARC1-SM-AS-16-20R-2HIHE-24V-95C-27K-MG**

**ZNLT-ARC1-SM-AS-28-46D(or35R)-2HIHE-24V-95C-27K-MG**

**ZNLT-ARC1-SM-AS-18-24R-2HIHE-24V-95C-27K-MG**