


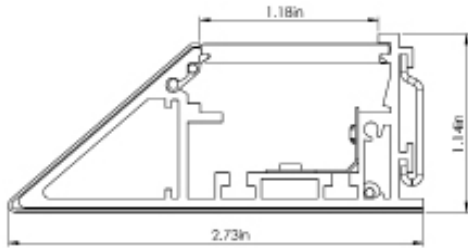
ZENLITE® COVE ARC

Wall Mount LED Lighting System

DESCRIPTION

ZENLITE® ARC COVE is a wall mount LED Lighting System for indirect illumination near the ceiling. The fixture accepts PreciseLED ARC tape lights and covers with silicone lens, which can be curve with the channel. Channel is installed directly to drywall/wooden studs with 16-inch spacing brackets. The channel is field cuttable and allowing for a variety of configurations. To achieve a certain light output, choose between the different available light modules and color temperatures. Light modules are also dimmable when using a dimmable driver.

DIMENSIONS



Project Name: _____
 Fixture Type: _____
 Notes: _____

LUMEN OUTPUT PERFORMANCE

Light Module	Lumens/ft*	Watts/ft
ACBU	213.15	8
ACBC	158.45	6
ACBM	88.84	4.4
ACBL	36.89	2

Sample Calculation:

HIHE-40K-CLNS

Color Temp	27K	30K	35K	40K
Multiplier	0.82	1	1.13	1.22

LUMENSx1.22= 108.38
108.38/WATTS = 24.63Lm/W

* The Lumens/ft values are estimated based on a color temperature of 30K

ORDERING CODE

Assembly	Product	Length	Light Module Cuttable	Volt	CRI	Color Temperature	Lens	Driver
UNA Unassembled	ZNLT-ARC-COVE	XX Length in inches only. Can only be specified to cuttable length of respective light module.	Field installable LED modules ACBU (Arc Beam Ultra) 2.83inch ACBC (Arc Beam Cool) 2.83 inch ACBM (Arc Beam) 2.83 inch ACBL (Arc Beam Low) 2.83 inch	24V- 24V	95C ≥ 95 CRI	27K 2700K 30K 3000K 35K 3500K 40K 4000K	DLNS Diffused* *This is only for field installable LED modules.	MG (1% Magnetic Dimming) ZO (1% 0-10V Dimming) NN Non Dimming L3 Lutron Hi-lume 1% 3-wire/EcoSystem (40W max.) LP Lutron Hi-lume Premier 0.1% FadeTo Black EcoSystem/3-wire

Enter ordering code here:

Example: UNA-ZNLT-ARC-COVE-14-ACBM-24V-95C-27K-DLNS-MG

ZENLITE® COVE ARC

Wall Mount LED Lighting System

PRODUCTION OPTIONS

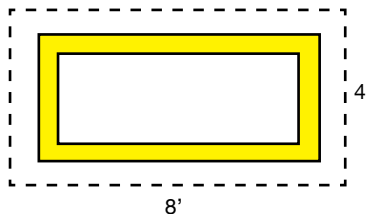
PRELOADED

Channel is preloaded with light module and cut to specific lengths. Exact field measurements must be provided, factory does not take responsibility for field measurement errors.




PREASSEMBLED (8'L x 4'W Maximum)

Fixture is assembled to specific size and shape desired with all components. **Only available for certain configurations.** Contact factory for more information.



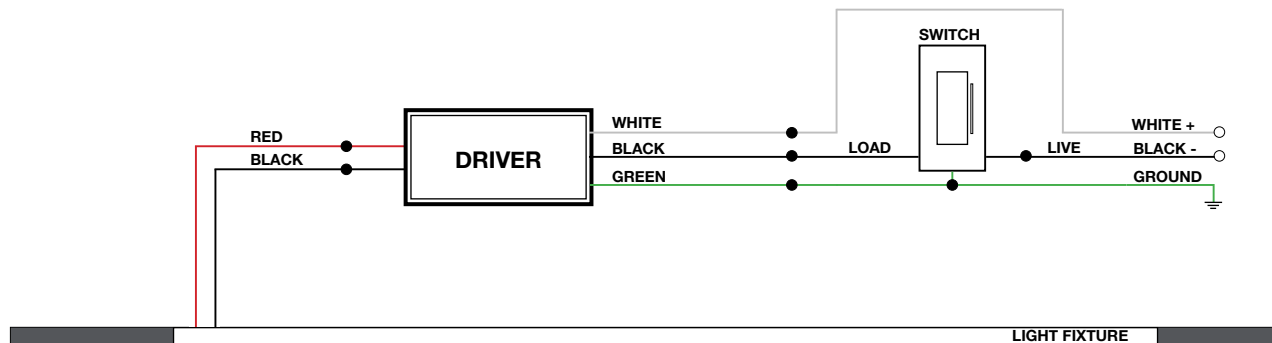
UNASSEMBLED

Each component of fixture is shipped separately and assembled on the field.



WIRING DIAGRAM

Wiring diagram for a typical installation of the light fixture with a compatible driver and switch.



ZENLITE® COVE ARC

Wall Mount LED Lighting System

■ SPECIFICATIONS

LED SYSTEM

The LED system comprises five different light modules to choose from: ACBC, ACBL, ACBM, ACBS, and ACBU. Each of light modules is use of dimmable driver to dim the light. They display a clean line of light at the surface of the lens. The light modules are available in four different color temperatures of 2700K, 3000K, 3500K, and 4000K; ACBC, ACBL, ACBM, ACBS, and ACBU have a minimum 95CRI (color rendering index) and have gone through a 3-step binning process.

OPTICS

For this fixture, silicone lens is available in a diffused finish. The lens are field changeable and are able to run continuously up to 40ft.

ELECTRICAL

There are six available drivers to choose from. All LED drivers are mounted remotely and have 120-277VAC input.

MG driver is a forward phase, 1% magnetic low voltage (dims down to 1%) dimming and flicker free.

ZO driver consists of 1% 0-10V dimming, flicker free, and is IP65 rated for both indoor and outdoor use.

NN driver is a non dimming, flicker free driver that is IP65 rated for both indoor and outdoor use.

L3 driver is a 3-Wire driver from Lutron that has Hi-lume 1% EcoSystem and provides continuous and flicker free dimming from 100%-1%

LP driver is a 3-Wire driver from Lutron that has Hi-lume Premier 0.1% FadeToBlack EcoSystem and provides continuous and flicker free dimming down to 0.1% when paired with EcoSystem Lutron controllers.

- FEED: 18" of wire provided with connection to a longer wire inside the beginning module.
- EMERGENCY (Optional): Remote emergency battery pack provides backup power for 90 minutes. Remote emergency test switch included.

MOUNTING

Proprietary design allows the steel bracket to be mounted directly onto drywalls and studs. The bracket contained prepunched holes and spaced every 16" apart. The fixture hangs on the bracket and secures with M3 philips flat head screw.

CONSTRUCTION

- DIMENSIONS: 2.66"W x 1.11" H
- HOUSING: Anodized aluminum extrusion cut with high precision equipment with up to 98% reflectivity on the inside.

LISTING/WARRANTY

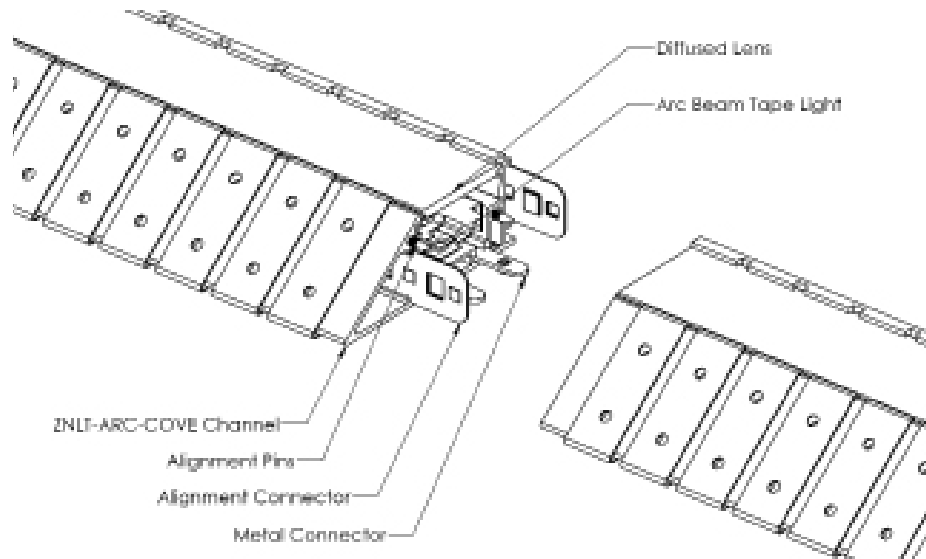
- APPROVALS: UL/C-UL listed for dry and damp locations. IC rated.
- WARRANTY: 5 year limited warranty, ambient temperatures at fixture location should not exceed 40°C during normal operation.
- IP Protection: IP20
- CRI ≥ 95
- 50,000 hours lamp life
- US & International Patents



ZENLITE® COVE ARC

Wall Mount LED Lighting System

KEY COMPONENTS



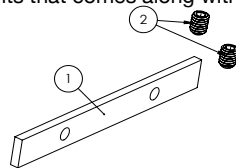
ADDITIONAL COMPONENTS

These are the certain standard components that comes along with the ZENLITE® Lighting system.



Alignment Pins

Length: 0.5 x 0.09 inches
Purpose: To guide the fixture connect and align
Part #: ZNLT-ALM-PIN



Metal Channel Connector

Length: 2 inches
Purpose: To connect to straight ZENLITE® Channels
Part #: ZNLT-CNCT-MTL



Alignment Connector

Length: 1.5 x 0.63 inches
Purpose: To align the fixtures and prevent channels breaking off
Part #: ZNLT-CNCT-ALM



EndCap-Left

Length: 2.66 x 1.11 inches
Purpose: To be attached at the beginning of ZENLITE® Channel
Part #: ZNLT-COVE-EDCP-L



EndCap-Right

Length: 2.66 x 1.11 inches
Purpose: To be attached at the ending of ZENLITE® Channel
Part #: ZNLT-COVE-EDCP-R