

# ZENLITE® PM2

## Pendant Mount LED Lighting System

### DESCRIPTION

ZENLITE® PM2 is a pendant mount LED Lighting System that can be combined with ZENLITE surface as well as recessed to form a continuous seamless light. This design allows for projection of clean horizontal, vertical and diagonal lines of light.


### LUMEN OUTPUT PERFORMANCE TABLE

Light Module	Color Temperature			
	2700K	3000K	3500K	4000K
<b>2ZGBL</b> (4.4 W/ft)	235 lm	240 lm	255 lm	258 lm
<b>2ZGBM</b> (8.8 W/ft)	500 lm	505 lm	515 lm	536 lm
<b>2ZGBC</b> (12 W/ft)	780 lm	785 lm	795 lm	816 lm

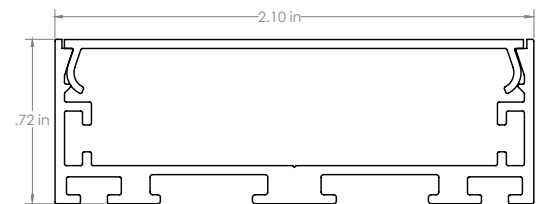
**Note:** Results were obtained using a 1ft sample with diffused lens

Project Name:

Fixture Type:



### DIMENSIONS



### ORDERING CODE

Example: **ZNLT-PM2-14-2ZGBM-24V-95C-27K-DLNS-MG-WH-5RAW36**

Product	Length	(Light Module)	Volt	CRI	Color Temperature
<b>ZNLT-PM2</b>	<b>XX</b> Length In Inches (Only) in	<b>2ZGBL</b> (2 Zigbeam Low) <b>2ZGBM</b> (2 Zigbeam) <b>2ZGBC</b> (2 Zigbeam Cool)	<b>24V- 24V</b>	<b>95C</b> ≥ 95 CRI	<b>27K</b> 2700K <b>30K</b> 3000K <b>35K</b> 3500K <b>40K</b> 4000K
<b>Note:</b> Lengths can be specified down to 0.25 inch.					


Lens	Driver*	Housing Finish	Pendant
<b>CLNS</b> Clear (1.13) <b>DLNS</b> Diffused <b>OLNS</b> Opal (0.74)	<b>MG</b> (1% Magnetic Dimming) <b>ZO</b> (1% 0-10V Dimming) <b>NN</b> Non Dimming <b>L2</b> Lutron Hi-lume Forward Phase 120V 1% 2-wire (40W max.) <b>L3</b> Lutron Hi-lume 1% 3-wire/ EcoSystem <b>LP</b> Lutron Hi-lume Premier 0.1% FadeToBlack Eco System/3-wire	<b>WH</b> - White Powder Coated ( <b>default</b> ) <b>BK</b> - Black Powder Coated <b>XX</b> *- Custom Color RAL#:	<b>5RAW36</b> - Feed/Non Feed 5" <b>White</b> Round Canopy with 36 inches Aircraft Cable ( <b>default</b> ) <b>5RAB36</b> - Feed/Non Feed 5" <b>Black</b> Round Canopy with 36 inches Aircraft Cable -Enter custom part# from <b>Table 1</b> below  <b>Note:</b> Leadwire for tapelight will be the same length as the aircraft cable
* Lumens/Foot is multiplied with the factor in parenthesis	*Drivers are remotely mounted	*consult factory for availability	

### AIR CRAFT CABLE AND STEM MOUNTING OPTION (TABLE 1)


Type	Canopy	Hardware	Color	Length
<b>F</b> Feed Kit <b>N</b> Non-Feed Kit <b>PP</b> Power Suspension Kit (positive) <b>PN</b> Power Suspension Kit (negative)	<b>5R</b> 5" Round - <b>Standard</b> <b>5S</b> 5" Square	<b>A</b> Air Craft Cable - <b>Standard</b> <b>S</b> Stem	<b>W</b> White - <b>Standard</b> <b>B</b> Black <b>X</b> Custom Color RAL#:	<b>18</b> 18 Inch <b>36</b> 36 Inch - <b>Standard</b> <b>48</b> 48 Inch <b>72</b> 72 Inch <b>XX</b> Custom Length:  Standard Length: Air Craft Cable: 36" Stem: 18"
	Other sizes available, consult factory for details	<b>Note:</b> Stem option is not available for Power Suspension kits		

■ PENDANT TYPES

## Feed/Non Feed Kit Assembled

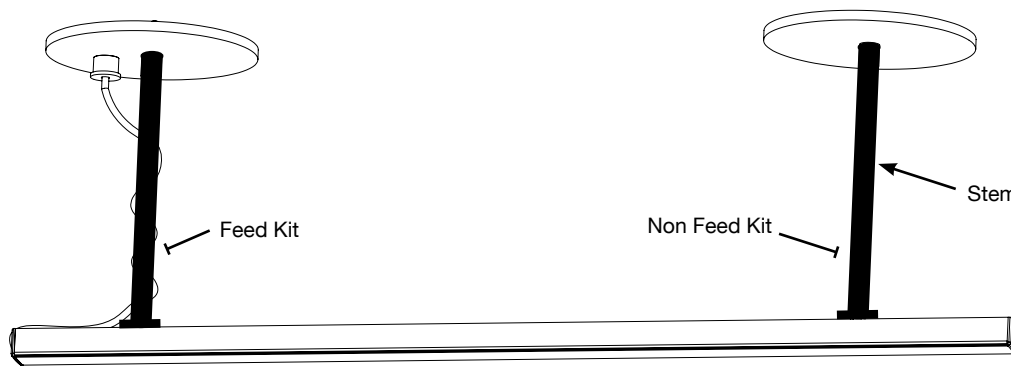


## Power Suspension Kit Assembled



**Note:** No lead wire is necessary for power suspension kit

## Feed/Non Feed Kit Assembled (with Stem)



## ■ PRODUCTION OPTIONS (Optional for Lighting designers)

### A- Ship channels in 8 foot lengths (Default for lengths greater than 8 feet)

Note: It will exclude any non-45 degree angles required, which must be cut by PreciseLED factory

### B- Precut channels to desired lengths (Default for lengths less than 8 feet)

Note: Exact field measurements must be provided, factory does not take responsibility for field measurement errors.

### C- Ship fixture preloaded with led module.

Note: This option is only available in lengths  $\leq 8$  feet

Exact field measurements must be provided, factory does not take responsibility for field measurement errors.

Note: Aluminum channels come in a maximum available length of 8 feet. Lens can be shipped in roll lengths up to 40 feet. For fixtures longer than 8ft, multiple 8ft channels need to be joined together by straight channel connectors that will be provided.

## ■ SPECIFICATIONS

### LED SYSTEM

- LED ENGINE: 2700K, 3000K, 3500K, 4000K  
ZIGBEAM: World's first miter-able tape light and dimmable using a dimmable driver. It displays a clean line of light at the surface of the lens.
- CRI: Minimum 95 color rendering index
- COLOR CONSISTENCY: 3-step binning LEDs
- OPTICS: Polycarbonate lens with clear, diffused, or opal lens available and field changeable. Able to run continuously up to 40ft.

### ELECTRICAL

- STANDARD DRIVER: 120-277VAC, drivers are mounted remotely.  
MG: Forward phase 1% magnetic low voltage dimming (dims down to 1%) and flicker free  
ZO: 1% 0-10V dimming, flicker free, and IP65 rated for both indoor and outdoor use  
NN: Non dimming, flicker free, and IP65 rated for both indoor and outdoor use  
LUTRON DRIVER L2: Hi-lume 1% 2-Wire LED Driver, provides continuous and flicker free dimming from 100% to 1%.  
LUTRON DRIVER L3: Hi-lume 1% EcoSystem 3-Wire Driver, provides continuous and flicker free dimming from 100% to 1%.  
LUTRON DRIVER LP: Hi-lume Premier 0.1% FadeToBlack EcoSystem 3-Wire Driver, provides continuous and flicker free dimming down to 0.1% when used with certain Lutron controls.
- FEED: 18" of wire provided with connection to a longer wire inside the beginning module.
- EMERGENCY (Optional): Remote emergency battery pack provides backup power for 90 minutes. Remote emergency test switch included.

### MOUNTING

- PENDANT: White round canopy with an aircraft cable of 36 inches is provided by default with the additional choices of black or custom colors. Air craft length can be 18, 36, 48, or 72 inches with the option for custom lengths.  
Mounting brackets are provided to be attached to the pendant kit; allowing for the pendant to be mounted directly into the ceiling. This design is versatile for any location and easily moved.

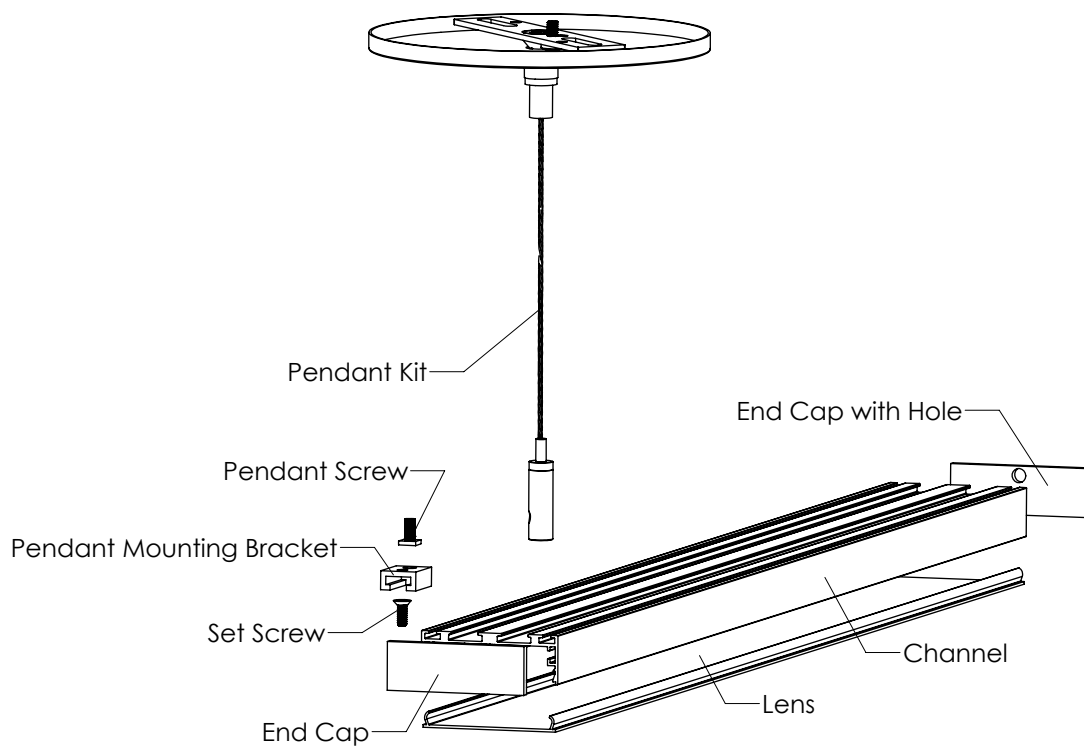
### CONSTRUCTION

- DIMENSIONS: 2.10"W x 0.72" H
- HOUSING: Anodized aluminum extrusion cut with high precision equipment with up to 98% reflectivity on the inside.
- HOUSING FINISH: Powder coated white by default; with black available, and the option for custom colors. This provides the channel with a smooth finish and a defined color.

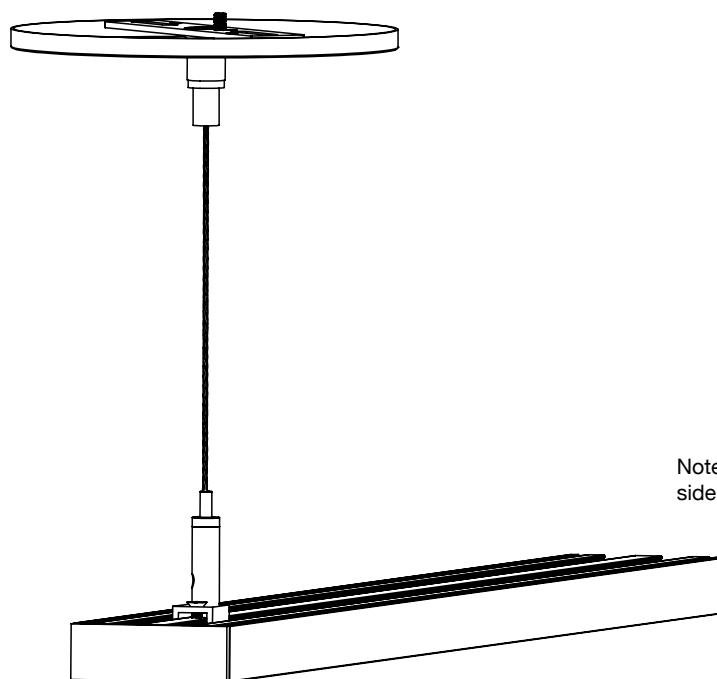
### LISTING/WARRANTY

- WARRANTY: 5 year limited warranty, ambient temperatures at fixture location should not exceed 40°C during normal operation.
- IP Protection: IP20
- CRI  $\geq 95$
- 50,000 hours lamp life
- US & International Patents Pending

## ■ FIXTURE COMPONENTS



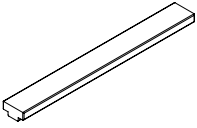
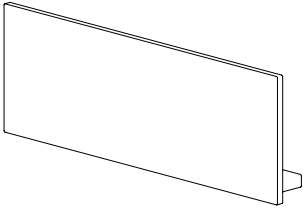
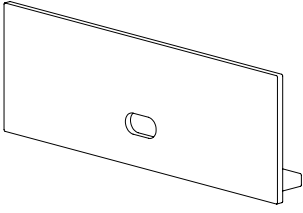
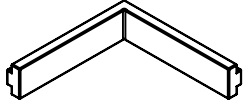
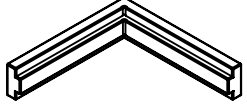
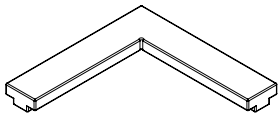
## ■ ASSEMBLED VIEW



Note: Lead wire will either come out from side or back of channel

## ■ ADDITIONAL COMPONENTS

There are certain standard components that comes along the ZENLITE® Lighting system as follows:

Product	Image	Purpose	Part Number
T-shape connector	Length: 2 inches 	To connect to straight ZENLITE® Channels	<b>ZNLT-CNCT-STRT</b>
End Cap	Length: 2 inches 	To be attached at the beginning of ZENLITE® channel	<b>ZNLT-TL-SH-EDCP</b>
End Cap with Hole	Length: 2 inches 	To be attached at the end of ZENLITE® channel, and hole for lead wires to come out.	<b>ZNLT-TL-SH-EDCPH</b>
Outside corner T-shape connector	Length: 1 x 1 inches 	To connect to straight ZENLITE® Channels at outside wall corners with a 90 degree turn	<b>ZNLT-CNCT-OTSD</b>
Inside corner T-shape connector	Length: 1 x 1 inches 	To connect to straight ZENLITE® Channels at inside wall corners with a 90 degree turn	<b>ZNLT-CNCT-INSND</b>
Flat corner T-shape connector	Length: 1 x 1 inches 	To connect to straight ZENLITE® Channels at flat corners with a 90 degree turn	<b>ZNLT-CNCT-ZIGZ</b>