

ZENLITE® PM2-DI

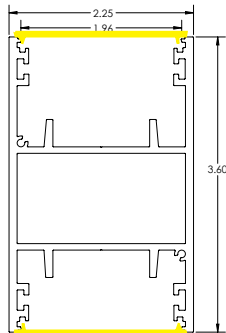
LED Lighting System - Pendant Mount

preciseLED
Precision Through Innovation

DESCRIPTION


ZENLITE® Pendant Mount Direct/Indirect is an LED Lighting System that shines light in two directions, towards the ceiling and the ground. This fixture can be combined with ZENLITE® surface as well as recessed to form a continuous seamless light. This design allows for projection of clean horizontal, vertical and diagonal lines of light.

DIMENSIONS



Project Name:

Fixture Type:



LUMEN OUTPUT PERFORMANCE

Light Module	Lumens/Ft
2COBE	360

* The Lumens/ft values are estimated based on a color temperature of 40K

ORDERING CODE

Example: **ZNLT-PM2-DI-14-ZGBM-24V-95C-27K-DLNS-5RAW36-8PD-MG**

Product	Segment Length	Light Module Direct Cuttable Length Watts Per Feet	Light Module Indirect
ZNLT-PM2-DI			
ZNLT-PM2-DI	XX Length in inches only. Lengths can be specified down to 0.25 inch. Minimum channel length is 6 inches .	ATBM Arc Two Beam [2.83 in] 6.0 W/ft 2HIHE Hi Beam Hi Efficacy [2.46 in] 8.8 W/ft 2COBE 2 Cool Beam [2.46 in] 12.4 W/ft 2HRGB* Red/Green/Blue [3.94 in] 8.8 W/ft 2HRGBW* Red/Green/Blue/White** [2.49 in] 11.8 W/ft * 95 CRI does not apply ** Available with 3000K and 4000K only *** IP54 rated module available (ATBS) **** Cuttable Length Watts Per Feet	ATBM Arc Two Beam 2HIHE Hi Beam Hi Efficacy 2COBE 2 Cool Beam 2HRGB* Red/Green/Blue 2HRGBW* Red/Green/Blue/White** * 95 CRI does not apply ** Available with 3000K and 4000K only *** IP54 rated module available (ATBS) **** Cuttable Length Watts Per Feet

	CRI	Color Temperature	Lens	Pendant	Driver
24V	95C				
24V- 24V	95C ≥ 95 CRI	27K 2700K 30K 3000K 35K 3500K 40K 4000K	CLNS Clear DLNS Diffused OLNS Opal	5RAW36-8PD Feed/Non Feed 5" (White) Round Canopy with 36 inches Aircraft Cable (Default) and 8" Cross Cables with Paddles 5RAB36-8PD Feed/Non Feed 5" (Black) Round Canopy with 36 inches Aircraft Cable and 8" Cross Cables with Paddles Custom Enter part# from Table 1 Note: Leadwire for tapelight will be the same length as the aircraft cable	MG (1% Magnetic Dimming) ZO (1% 0-10V Dimming) NN Non Dimming L3 Lutron Hi-lume 1% 3-wire/EcoSystem (40W max.) LP Lutron Hi-lume Premier 0.1% FadeTo Black EcoSystem/3-wire

AIR CRAFT CABLE AND STEM MOUNTING OPTION (TABLE 1)

Type	Canopy	Hardware	Color	Length	
					8PD
F Feed Kit N Non-Feed Kit PP Power Suspension Kit (positive) PN Power Suspension Kit (negative)	5R 5" Round (Default) 5S 5" Square Note: other sizes available, consult factory for details	A Air Craft Cable (Default) S Stem P Power Cable	W White (Default) B Black X Custom Color	18 18 Inch 36 36 Inch (Default) 48 48 Inch 72 72 Inch XX Custom Length Standard Length: Air Craft Cable: 36" Stem: 18"	8PD 8" Cross Cable with Paddles

PRODUCTION OPTIONS (Optional for Lighting designers)

OPTION A

Ship channels and flanges in 8ft lengths
(Default for lengths greater than 8 ft)

Note: It will exclude any non-45 degree angles required, which must be cut by PreciseLED factory.

OPTION B

Precut channels and flanges to desired lengths
(Default for lengths less than 8ft)

Note: Exact field measurements must be provided, factory does not take responsibility for field measurement errors. Prepunched holes (every 16") in rear of fixture may not match stud location, additional drilling may be required.

OPTION C

Ship fixture preloaded with LED module


Note: This option is only available for lengths ≤ 8 ft. Exact field measurements must be provided, factory does not take responsibility for field measurement errors. Prepunched holes (every 16") in rear of fixture may not match stud location, additional drilling may be required.

Note: **Approved shop drawings needed for custom configurations.**

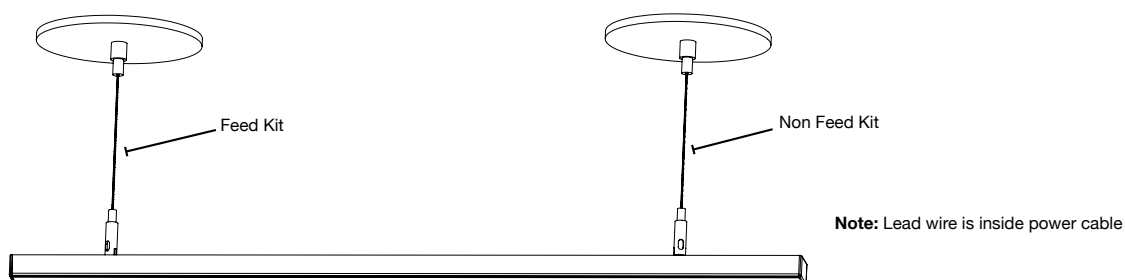
Aluminum Channels and PVC L-Beads come in a maximum available length of 8 feet. Seamless Lens can be shipped in roll lengths up to 40 feet. For fixture longer than 8ft, multiple 8ft channels need to be joined together by means of straight channel connectors

PENDANT TYPES


Aircraft Cable



Power Cable



Stem



SPECIFICATIONS

LED SYSTEM

- LED ENGINE: 2700K, 3000K, 3500K, 4000K
- CRI: Minimum 95 color rendering index
- COLOR CONSISTENCY: 3-step binning LEDs
- OPTICS: Polycarbonate lens with clear, diffused, or opal lens available and field changeable. Able to run continuously up to 40ft.

ELECTRICAL

STANDARD DRIVER: 120-277VAC, drivers are mounted remotely.

MG: Forward phase 1% magnetic low voltage dimming (dims down to 1%) and flicker free

ZO: 1% 0-10V dimming, flicker free, and IP65 rated for both indoor and outdoor use

NN: Non dimming, flicker free, and IP65 rated for both indoor and outdoor use

LUTRON DRIVER L3: Hi-lume 1% EcoSystem 3-Wire Driver, provides continuous and flicker free dimming from 100% to 1%.

LUTRON DRIVER LP: Hi-lume Premier 0.1% FadeToBlack EcoSystem 3-Wire Driver, provides continuous and flicker free dimming down to 0.1% when used with EcoSystem Lutron controls.

- FEED: 18" of wire provided with connection to a longer wire inside the beginning module.
- EMERGENCY (Optional): Remote emergency battery pack provides backup power for 90 minutes. Remote emergency test switch included.

MOUNTING

- PENDANT: White round canopy with an aircraft cable of 36 inches is provided by default with the additional choices of black or custom colors. Air craft length can be 18, 36, 48, or 72 inches with the option for custom lengths. Mounting brackets are provided to be attached to the pendant kit; allowing for the pendant to be mounted directly into the ceiling. This design is versatile for any location and easily moved.

CONSTRUCTION

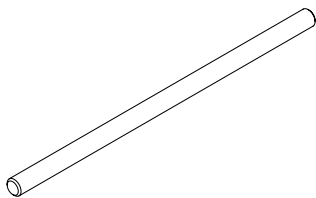
- DIMENSIONS: 2.25"W x 3.60" H
- HOUSING: Anodized aluminum extrusion cut with high precision equipment with up to 98% reflectivity on the inside.
- HOUSING FINISH: Powder coated white by default; with black available, and the option for custom colors. This provides the channel with a smooth finish and a defined color.

LISTING/WARRANTY

- WARRANTY: 5 year limited warranty, ambient temperatures at fixture location should not exceed 40°C during normal operation.
- IP Protection: IP20
- CRI ≥ 95
- 50,000 hours lamp life

■ ADDITIONAL COMPONENTS

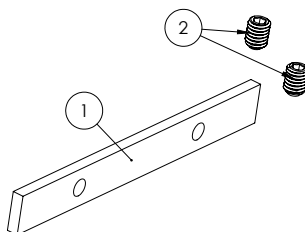
These are certain standard components that comes along with the ZENLITE® Lighting system as follows:



18-8 Stainless Steel Dowel Pins

Purpose: To connect to straight ZENLITE® Channels

Part #: **ZNLT-DWLP-STSL**




Metal Channel Connector

Length: 2 inches

Purpose: To connect to straight ZENLITE® Channels

Part #: **ZNLT-CNCT-MTL**



End Cap

Purpose: To be attached at the beginning of ZENLITE® channel

Part #: **ZNLT-PM1-DI-EDCP**

■ WIRING DIAGRAM

Wiring diagram for a typical installation of the light fixture with a compatible driver and switch.

